

Asbestos Air Monitoring Report



3 March 2023

Randwick City Council
30 Frances Street
Randwick NSW 2031

Attention: Joe Santangelo
joe.santangelo@randwick.nsw.gov.au

RE: Asbestos Air Monitoring Report

Dear Joe Santangelo

Please find below Asbestos air monitoring report for:

| | |
|------------------|---------------------------|
| Site: | Little Bay Beach |
| Location: | Background air monitoring |

All works have been completed in accordance with relevant state WHS Legislation and approved Codes of Practices.

See following pages for results.

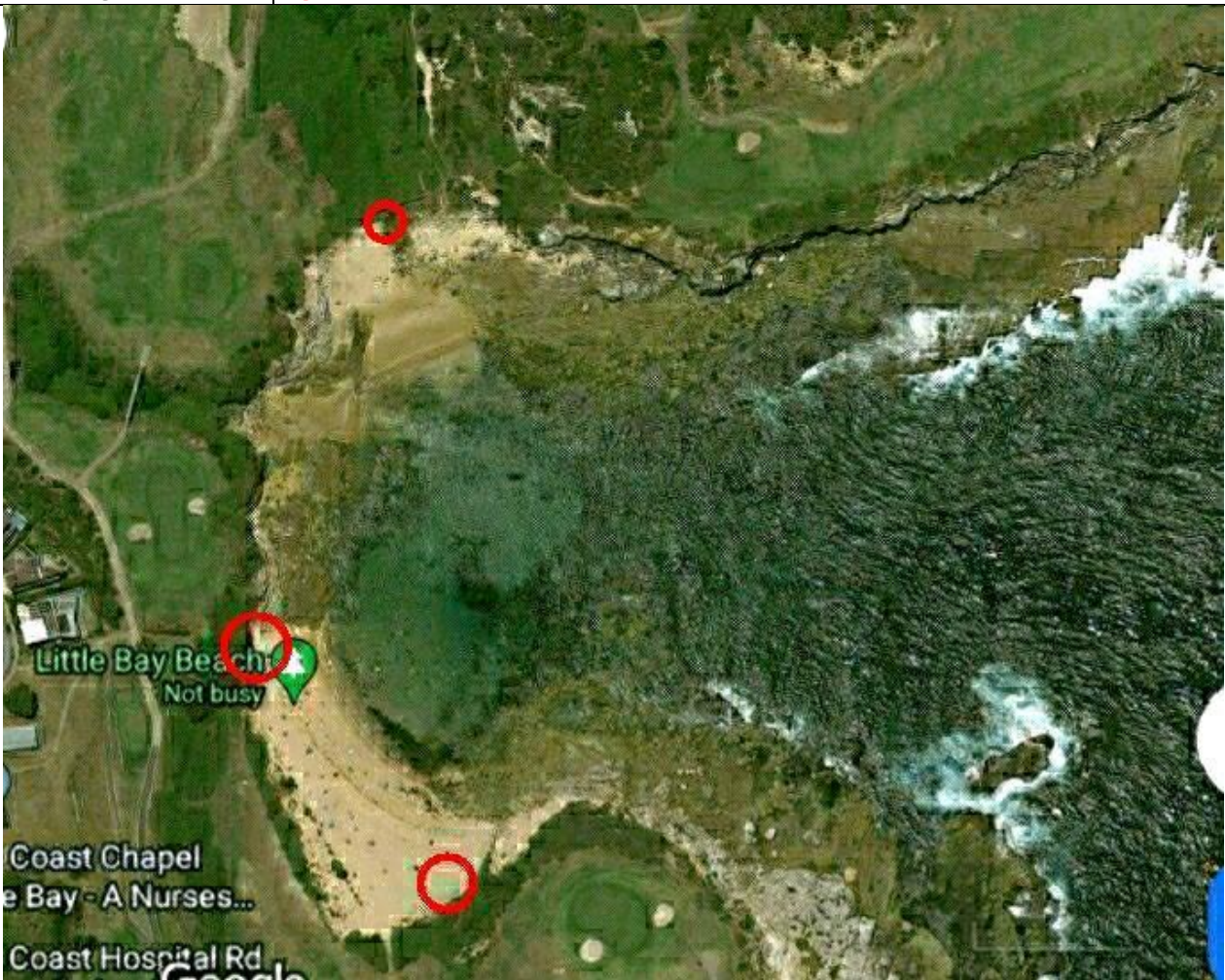
Regards,

A handwritten signature in black ink, appearing to read "Karim Nazemi".

Karim Nazemi
Licensed Asbestos Assessor #001359
Senior Occupational Hygienist
03/03/2023

Asbestos Air Monitoring Report

| | |
|--------------------------|---|
| Requested by: | |
| Client Contact Name | Joe Santangelo |
| Client Contact Number | 0436839760 |
| Client Contact Email | joe.santangelo@randwick.nsw.gov.au |
| Site: | |
| Address | 2 Coast Hospital Rd, Little Bay NSW 2036 |
| Local Government Area | Randwick City Council |
| Site Boundary |  |
| Air Monitoring Locations |  |



| | |
|--------------------------------|---|
| Air Monitoring Details: | |
| Date of Field Work: | 03/03/2023 |
| Start Time: | 09:30 |
| Trinitas Consultant: | Karim Nazemi Senior Occupational Hygienist |
| Sampling Type: | Asbestos |
| Temperature | 21°C |

Asbestos Air Monitoring Report



| | |
|----------------|---------------------------|
| Wind Speed | 26km/h |
| Scope of Work: | Background air monitoring |

Methodology:

Asbestos fibre static air monitoring and analysis was conducted in accordance with Guidance Note on the Membrane Filter Method for the Estimation of Airborne Asbestos Fibres (NOHSC:3003: April 2005) and in-house procedures of NATA accredited laboratory for the estimation of airborne fibres.

The sample collection was performed using SKC portable sampling pumps fitted with sampling cassettes containing 25 mm membrane filters that were flow tested at the commencement and completion of sampling.

Exposure Standard

The Australian exposure standard for asbestos fibers is 0.1 fibres/ml of air and the action limit for asbestos fibres is 0.01 fibres/ml as per the NSW WHS Regulations 2017.

| Sample Location / Person Name | AM Type | Sample ID | Average Flow Rate (L/Min) | Time On | Total Sampling Time (Min) | Total Volume (L) | Results |
|---|---------|-----------|---------------------------|---------|---------------------------|------------------|-----------------------|
| Western elevation, Beach entry, on fence | B | dh065794 | 3.0 | 09:37 | 175 | 525.00 | <0.01 f/ml |
| Southern elevation, on pole | B | dh063560 | 3.0 | 09:41 | 169 | 507.00 | <0.01 f/ml |
| Northern elevation, on stone retaining wall | B | dh063539 | 3.0 | 09:45 | 173 | 519.00 | <0.01 f/ml |
| Field blank | BI | dh063596 | | | | | 0 fibres / 100 fields |

AM Type Legend

B= Background **Co**= Control **CI** = Clearance **BI**= Field Blank **Pe**= Personal



Comments/Recommendations:


All air monitoring results were below the exposure standard for asbestos fibers during removal works <0.01 f/ml

NATA accredited laboratory results are provided within **Appendix 2**.

Disclaimer:

The results within this report relate only to the sampling locations specified and their analysis. This report shall not be reproduced, except in full.

| Prepared By | Approved By |
|---|--|
|  Karim Nazemi Licensed Asbestos Assessor #001359 Senior Occupational Hygienist 03/03/2023 |  Denny Bolatti Principal Occupational Hygienist Licensed Asbestos Assessor 001132 10/03/2023 |



Appendix 1: Air Monitoring Locations



Location: Western elevation, Beach entry, on fence
Result: <0.01 f/ml
Image Id: 230303-093909



Location: Southern elevation, on pole
Result: <0.01 f/ml
Image Id: 230303-094356



Location: Northern elevation, on stone retaining wall
Result: <0.01 f/ml
Image Id: 230303-094815



Location: Field blank
Result: 0 fibres / 100 fields
Image Id: 230303-094901

Asbestos Air Monitoring Report



How to Contact Us

Mail Trinitas Group
PO Box 1376 Parramatta NSW 2124

Email admin@trinitasgroup.com.au

Address Level 3, 24 Hunter Street, Parramatta NSW 2150

Website www.trinitasgroup.com.au

Telephone 1800 4 TRINITAS

Facsimile 02 8016 0875

Trinitas Group Pty Ltd

ABN 12 161 759 708

Disclaimer: This report is prepared for the use of the recipient for the purpose of risk evaluation, risk improvement and or loss control. It is based upon prevailing conditions at the time of inspection, our observations and information provided by the client contact/s at the site. No responsibility is accepted, and liability disclaimed for the use of this report for any other purpose, or by any third party, nor does it imply that no other hazardous



Supplier on scheme
Performance and Management Services



Asbestos Air Monitoring Report



Appendix 2: Laboratory Analysis Results



Supplier on scheme
Performance and Management Services



Trinitas Group Pty Ltd
Level 3, 24 Hunter Street
Parramatta
NSW 2150



NATA Accredited
Accreditation Number 1261
Site Number 18217

Accredited for compliance with ISO/IEC 17025—Testing
NATA is a signatory to the ILAC Mutual Recognition
Arrangement for the mutual recognition of the
equivalence of testing, medical testing, calibration,
inspection, proficiency testing scheme providers and
reference materials producers reports and certificates.

Attention: Denny Bolatti
Report 969032-AFA
Project Name LITTLE BAY BEACH
Received Date Mar 03, 2023
Date Reported Mar 06, 2023

METHODOLOGY:

Asbestos Counting

Conducted in accordance with the National Occupational Health & Safety Commission -
Guidance Note on The Membrane Filter Method For Estimating Airborne Asbestos
Fibres 2nd Edition [NOHSC:3003(2005)] and in-house Method LTM-ASB-8010.

Project Name LITTLE BAY BEACH
Project ID
Date Sampled Mar 03, 2023
Report 969032-AFA

| Eurofins Sample No. | Client Sample ID | Location | Fibres/100 fields |
|---------------------|------------------|---|-------------------|
| 23-Ma0010433 | DH063539 | NORTHERN ELEVATION, ON STONE RETAINING WALL | 0/100 |
| 23-Ma0010434 | DH063560 | SOUTHERN ELEVATION, ON POLE | 0/100 |
| 23-Ma0010435 | DH063596 | BLANK | 0/100 |
| 23-Ma0010436 | DH065794 | WESTERN ELEVATION, BEACH ENTRY, ON FENCE | 0/100 |

Sample History

Where samples are submitted/analysed over several days, the last date of extraction is reported.

If the date and time of sampling are not provided, the Laboratory will not be responsible for compromised results should testing be performed outside the recommended holding time.

| Description | Testing Site | Extracted | Holding Time |
|-------------------------|---------------------|------------------|---------------------|
| Asbestos - LTM-ASB-8010 | Sydney | Mar 03, 2023 | Indefinite |

| | | | | | |
|----------------------|---|-------------------|--------------|---|---------------------|
| Company Name: | Trinitas Group Pty Ltd | Order No.: | | Received: | Mar 3, 2023 5:44 PM |
| Address: | Level 3, 24 Hunter Street Parramatta NSW 2150 | Report #: | 969032 | Due: | Mar 6, 2023 |
| Project Name: | LITTLE BAY BEACH | Phone: | 02 8810 4445 | Priority: | 1 Day |
| | | Fax: | 02 8016 0875 | Contact Name: | Denny Bolatti |
| | | | | Eurofins Analytical Services Manager : Bonnie Pu | |

| Sample Detail | | | | | | Asbestos (amount of fibres in air) |
|---|-----------|--------------|---------------|--------|---------------|------------------------------------|
| Sydney Laboratory - NATA # 1261 Site # 18217 | | | | | | X |
| External Laboratory | | | | | | |
| No | Sample ID | Sample Date | Sampling Time | Matrix | LAB ID | |
| 1 | DH063539 | Mar 03, 2023 | 9:45AM | Air | S23-Ma0010433 | X |
| 2 | DH063560 | Mar 03, 2023 | 9:41AM | Air | S23-Ma0010434 | X |
| 3 | DH063596 | Mar 03, 2023 | | Air | S23-Ma0010435 | X |
| 4 | DH065794 | Mar 03, 2023 | 9:37AM | Air | S23-Ma0010436 | X |
| Test Counts | | | | | | 4 |

Internal Quality Control Review and Glossary General

1. QC data may be available on request.
2. All soil results are reported on a dry basis, unless otherwise stated.
3. Samples were analysed on an 'as received' basis.
4. Information identified on this report with the colour **blue** indicates data provided by customer that may have an impact on the results.
5. Information identified on this report with the colour **orange** indicates sections of the report not covered by the laboratory's scope of NATA accreditation.
6. This report replaces any interim results previously issued.

Holding Times

Please refer to the most recent version of the 'Sample Preservation and Container Guide' for holding times (QS3001).

If the Laboratory did not receive the information in the required timeframe, and regardless of any other integrity issues, suitably qualified results may still be reported. Holding times apply from the date of sampling, therefore compliance to these may be outside the laboratory's control.

Units

| | |
|--------|--|
| % w/w: | Percentage weight-for-weight basis, e.g. of asbestos in asbestos-containing finds in soil samples (% w/w) |
| F/fld | Airborne fibre filter loading as Fibres (N) per Fields counted (n) |
| F/mL | Airborne fibre reported concentration as Fibres per millilitre of air drawn over the sampler membrane (C) |
| g, kg | Mass, e.g. of whole sample (M) or asbestos-containing find within the sample (m) |
| g/kg | Concentration in grams per kilogram |
| L, mL | Volume, e.g. of air as measured in AFM (V = r x t) |
| L/min | Airborne fibre sampling Flowrate as litres per minute of air drawn over the sampler membrane (r) |
| min | Time (t), e.g. of air sample collection period |

Calculations

Airborne Fibre Concentration:
$$C = \left(\frac{A}{a}\right) \times \left(\frac{N}{n}\right) \times \left(\frac{1}{V}\right) \times \left(\frac{1}{r}\right) = K \times \left(\frac{N}{n}\right) \times \left(\frac{1}{Vr}\right)$$

Asbestos Content (as asbestos):
$$\% w/w = \frac{(m \times P_A)}{M}$$

Weighted Average (of asbestos):
$$\%_{WA} = \frac{\sum (m \times P_A) \times x}{x}$$

Terms

| | |
|---------------------------------------|---|
| %asbestos | Estimated percentage of asbestos in a given matrix. May be derived from knowledge or experience of the material, informed by HSG264 <i>Appendix 2</i> , else assumed to be 15% in accordance with WA DOH <i>Appendix 2 (PA)</i> . |
| ACM | Asbestos Containing Materials. Asbestos contained within a non-asbestos matrix, typically presented in bonded (non-friable) condition. For the purposes of the NEPM and WA DOH, ACM corresponds to material larger than 7 mm x 7 mm. |
| AF | Asbestos Fines. Asbestos contamination within a soil sample, as defined by WA DOH. Includes loose fibre bundles and small pieces of friable and non-friable material such as asbestos cement fragments mixed with soil. Considered under the NEPM as equivalent to "non-bonded / friable". |
| AFM | Airborne Fibre Monitoring, e.g. by the MFM. |
| Amosite | Amosite Asbestos Detected. Amosite may also refer to Fibrous Grunerite or Brown Asbestos. Identified in accordance with AS 4964-2004. |
| AS | Australian Standard. |
| Asbestos Content (as asbestos) | Total % w/w asbestos content in asbestos-containing finds in a soil sample (% w/w). |
| Chrysotile | Chrysotile Asbestos Detected. Chrysotile may also refer to Fibrous Serpentine or White Asbestos. Identified in accordance with AS 4964-2004. |
| COC | Chain of Custody. |
| Crocidolite | Crocidolite Asbestos Detected. Crocidolite may also refer to Fibrous Riebeckite or Blue Asbestos. Identified in accordance with AS 4964-2004. |
| Dry | Sample is dried by heating prior to analysis. |
| DS | Dispersion Staining. Technique required for Unequivocal Identification of asbestos fibres by PLM. |
| FA | Fibrous Asbestos. Asbestos containing material that is wholly or in part friable, including materials with higher asbestos content with a propensity to become friable with handling, and any material that was previously non-friable and in a severely degraded condition. For the purposes of the NEPM and WA DOH, FA generally corresponds to material larger than 7 mm x 7 mm, although FA may be more difficult to visibly distinguish and may be assessed as AF. |
| Fibre Count | Total of all fibres (whether asbestos or not) meeting the counting criteria set out in the NOHSC:3003 |
| Fibre ID | Fibre Identification. Unequivocal identification of asbestos fibres according to AS 4964-2004. Includes Chrysotile, Amosite (Grunerite) or Crocidolite asbestos. |
| Friable | Asbestos-containing materials of any size that may be broken or crumbled by hand pressure. For the purposes of the NEPM, this includes both AF and FA. It is outside of the laboratory's remit to assess degree of friability. |
| HSG248 | UK HSE HSG248, <i>Asbestos: The Analysts Guide</i> , 2nd Edition (2021). |
| HSG264 | UK HSE HSG264, <i>Asbestos: The Survey Guide</i> (2012). |
| ISO (also ISO/IEC) | International Organization for Standardization / International Electrotechnical Commission. |
| K Factor | Microscope constant (K) as derived from the effective filter area of the given AFM membrane used for collecting the sample (A) and the projected eyepiece graticule area of the specific microscope used for the analysis (a). |
| LOR | Limit of Reporting. |
| MFM (also NOHSC:3003) | Membrane Filter Method. As described by the Australian Government National Occupational Health and Safety Commission, <i>Guidance Note on the Membrane Filter Method for Estimating Airborne Asbestos Fibres</i> , 2nd Edition [NOHSC:3003(2005)]. |
| NEPM (also ASC NEPM) | National Environment Protection (Assessment of Site Contamination) Measure, (2013, as amended). |
| Organic | Organic Fibres Detected. Organic may refer to Natural or Man-Made Polymeric Fibres. Identified in accordance with AS 4964-2004. |
| PCM | Phase Contrast Microscopy. As used for Fibre Counting according to the MFM. |
| PLM | Polarised Light Microscopy. As used for Fibre Identification and Trace Analysis according to AS 4964-2004. |
| SMF | Synthetic Mineral Fibre Detected. SMF may also refer to Man Made Vitreous Fibres. Identified in accordance with AS 4964-2004. |
| SRA | Sample Receipt Advice. |
| Trace Analysis | Analytical procedure used to detect the presence of respirable fibres (particularly asbestos) in a given sample matrix. |
| UK HSE HSG | United Kingdom, Health and Safety Executive, Health and Safety Guidance, publication. |
| UMF | Unidentified Mineral Fibre Detected. Fibrous minerals that are detected but have not been unequivocally identified by PLM with DS according the AS 4964-2004. May include (but not limited to) Actinolite, Anthophyllite or Tremolite asbestos. |
| WA DOH | Reference document for the NEPM. Government of Western Australia, <i>Guidelines for the Assessment, Remediation and Management of Asbestos-Contaminated Sites in Western Australia</i> (updated 2021), including Appendix Four: <i>Laboratory analysis</i> |
| Weighted Average | Combined average % w/w asbestos content of all asbestos-containing finds in the given aliquot or total soil sample (%_{WA}). |

Comments**Sample Integrity**

| | |
|---|-----|
| Custody Seals Intact (if used) | N/A |
| Attempt to Chill was evident | N/A |
| Sample correctly preserved | Yes |
| Appropriate sample containers have been used | Yes |
| Sample containers for volatile analysis received with minimal headspace | N/A |
| Samples received within HoldingTime | Yes |
| Some samples have been subcontracted | No |

Asbestos Counter/Identifier:

Bennel Jiri Senior Analyst-Asbestos

Authorised by:

Chamath JHM Annakkage Senior Analyst-Asbestos



Glenn Jackson
General Manager

Final Report – this report replaces any previously issued Report

- Indicates Not Requested

* Indicates NATA accreditation does not cover the performance of this service

Measurement uncertainty of test data is available on request or please [click here](#).

Eurofins shall not be liable for loss, cost, damages or expenses incurred by the client, or any other person or company, resulting from the use of any information or interpretation given in this report. In no case shall Eurofins be liable for consequential damages including, but not limited to, lost profits, damages for failure to meet deadlines and lost production arising from this report. This document shall not be reproduced except in full and relates only to the items tested. Unless indicated otherwise, the tests were performed on the samples as received.