2014-15

Randwick City Council

ANNUAL REPORT

Randwick City Council
a sense of community

Randwick City Council
a sense of community

Randwick City Council
30 Frances Street
Randwick NSW 2031
Australia
www.randwick.nsw.gov.au

Tel: 1300 722 542
Fax: 02 9319 1510
Email: council@randwick.nsw.gov.au
© Randwick City Council 2015

Contents

4	Mayor's message
5	General Manager's message
6	Our vision and mission
6	Planning and reporting at Randwick City Council
8	About Randwick City
10	The Mayor and Councillors
12	Council meetings and decision-making
13	Awards and citations
14	Responsible management
20	A sense of community
28	Places for people
34	A prospering City
38	Moving around
42	Looking after our environment
48	Statutory information
80	The State of our Environment Report 2014-15

Cover photo: Koojay Corroboree at Coogee, May 2015.

Mayor's message

As Mayor of Randwick City, I am proud to present the Annual Report 2014-15 for Randwick City Council.

This report highlights the Council's key achievements over the past financial year and details to the community exactly what we've been doing to ensure we meet our commitments to you.

While remaining debt free, Randwick City Council has again delivered a record spend on capital works – roads, footpaths, parks, building upgrades and more – that directly benefit our community. This included major projects such as further development of Chifley Sports Reserve with more playing fields and new cycleways and upgrades at Heffron Park.

Of course, 2014-15 has been a big year for Randwick City Council. In June, we submitted our proposal to the NSW Government to merge with our neighbouring council, Waverley. This was in response to the Government's Fit for the Future program.

I know that the actions we've taken over the past 12 months, and our decision to propose an eastern suburbs merger with Waverley Council, will go a long way towards safeguarding our local sense of community.

In the years to come, I will look back on my time as Mayor in 2015 and know that, together with Councillors and staff, we made the right, albeit tough, decisions.

I see this not as the end of two good councils – but as the start of one great council.

I have been honoured to serve Randwick City as Mayor during this period of change. We have a supportive local community, and a dedicated team of Councillors and staff who I have been privileged to work with.

Cr Ted Seng
Mayor of Randwick City

General Manager's message

I am pleased to say that 2014-15 has been another big year of achievements for Randwick City Council which are highlighted throughout this Annual Report.

Biennially Randwick City Council conducts an independent City wide telephone survey to improve our understanding of how residents feel about important issues, our service and our leadership. The latest survey conducted in September 2014 indicated a consistently high level of satisfaction amongst residents with our services and facilities.

This year the Council undertook its most extensive community consultation program ever in response to the NSW Government's Fit for the Future program. This allowed the Council to make an informed decision about the future of Randwick City and local government in the eastern suburbs.

As an organisation, we pride ourselves on being leaders in local government. We continue to be innovative, this year launching the Coogee Beach Library, which we believe is a first for Australia.

We also implemented technological advancements to provide customers with greater flexibility in payment methods, including PayPass and offering rate payers a greater range of options for the electronic payment and delivery of their rates notices.

We improved our online access to planning controls allowing the community to search for planning rules that apply to their property or a particular type of development.

Our recently extended Des Renford Leisure Centre was awarded the Complete Multi-Disciplinary Project Management Award by the Institute of Public Works Engineering Australasia.

Adding to our achievements this year were award wins for our new responsive website, our Coogee Beach Library Communications campaign and our Library's Pinterest web page.

We are lucky at Randwick to have dedicated and professional staff across our entire organisation. A recent Aon Hewitt Employer of Choice survey place Randwick City Council in the top quartile of high performing and engaged organisations.

Ray Brownlee PSM
General Manager

Our vision and mission

Our Vision and mission

Randwick City has a diverse community made up of many cultures including a significant Indigenous population. We have outstanding natural features with a spectacular coastline, and we are one of the oldest local government areas in Australia. We have a rich history that has formed who we are, and by establishing a vision for the future and working together, we will create a bright future.

Randwick City Council's vision is to build a sense of community. We are achieving this through our mission statement of working together to enhance our environment, celebrate our heritage, and to value and serve our diverse community.

Our Values

Our corporate values show how Council wishes to conduct itself as an organisation and reflect the manner in which we wish to engage our customers and the community. They provide a reference point for all staff in the organisation.

Our five corporate values are:

Integrity: Ensuring transparency and honesty in all our activities

Customer Focus: Delivering prompt, courteous and helpful service and being responsive to people's changing needs

Accountability: Accepting our responsibility for the provision of quality services and information which meet agreed standards

Respect: Treating everyone with courtesy, dignity and fairness regardless of our own feelings about the person or the issue

Excellence: Being recognised for providing services, programs and information which consistently meet and exceed standards through the use of best known practices and innovation.

Planning and reporting at Randwick City Council

This Annual Report highlights the key achievements of Randwick City Council during 2014-15 and provides the required statutory information.

Our planning and reporting approach

The Randwick City Plan is Council's 20-year community strategic plan that reflects our community's vision and long term goals. It focuses on six central themes:

- Responsible management
- A sense of community
- Places for people
- A prospering City
- Moving around
- Looking after our environment.

The **City Plan** is prepared by Council through engagement and collaboration with the community, other levels of government and major institutions within the City. This plan is underpinned by a suite of medium term plans and the Resourcing Strategy which takes into account our workforce, our finances and our assets that enable us to deliver our services to the community.

The **Delivery Program** 2013-17 reflects the City Plan and includes the strategies that will be implemented to achieve the directions under each theme. The annual **Operational Plan** details the actions that will be undertaken to implement the strategies.

Closing the loop

All of Council's short, medium and long term strategic plans are integrated with the City Plan themes. All plans are developed, implemented and reported with this integration in mind.

Performance Planning software is used to produce quarterly reports, showing how each action listed in our Operational Plan is progressing and measures our effectiveness. This framework demonstrates Council's commitment to accountability and transparency in reporting our performance.

This report assesses our performance during the 2014-15 year against the six City Plan themes.

Other references

The **State of the City** report is a comprehensive Annual Report – completed every fourth year - that draws on information sources from the Indicators Model, Community Satisfaction Survey, intervening Annual Reports and available data. The next State of the City Report will be produced in 2016.

Indicators Model

The **Randwick City Plan Indicators Model** was developed in 2010 to monitor and evaluate the state of the City in line with the themes and directions set by the community in the Randwick City Plan. The model measures the outcomes of the actions taken by the Council, other organisations, the community and the impact of factors such as changes in the environment and economy. The indicators have been cross referenced with the Randwick City Plan to ensure they correlate with the themes and directions outlined. The model contains 70 indicators derived from a large number of sources including the Community Satisfaction Survey and has been designed to measure changes over reportable periods. Targets are set for each indicator and have been derived from a variety of sources including industry benchmarks, State Government planning targets, Randwick City Council planning targets and through internal consultation with staff and community members. The Randwick City Plan Indicators Model is available on Council's website here: **www.randwick.nsw.gov.au/about-council/policies-plans-and-forms/plans-and-reports.**

Community Satisfaction Survey

The **Community Satisfaction Survey** is independently undertaken every two years with a sample group of 1,000 residents. The Survey examines community attitudes and perceptions towards current and future services and facilities provided by Council.

The most recent survey was undertaken in September 2014 and many of its results are included in this report. References to the results of this survey in this document will be identified with an asterisk (*).

In line with industry benchmarks, the measure of satisfaction is derived by aggregating the top 3 of the unipolar 5 scale rating.

The Community Satisfaction Survey is designed to gather perceptions, opinions and suggestions about Council services as well as priority issues and concerns. The results are aggregated to get the "pulse" of the community.

The survey process not only shows us how residents consider our services, important issues and council leadership; it also demonstrates to residents that their opinions are valued.

The survey provides quantitative results and frequently council will undertake further quantitative exploration of the community responses to achieve a deeper understanding of the community's perspective and to more clearly identify what the real issues are.

Census data – ABS

The **Census of Population and Housing,** undertaken every five years, is a descriptive count of everyone who is in Australia in any given household on one night. The most recent Census of Population and Housing was conducted on 9 August 2011. This information provides a reliable basis for estimating the population of local government areas, planning the distribution of government funds, and making informed decisions on policy and planning issues.

Comprehensive demographic information for Randwick City is available on our website at: **www.randwick.nsw.gov.au/community/randwick-city/demographics-and-population.**

Financial reports

Randwick City Council Financial Reports contain detailed information about Council's financial position at the end of the year and how it performed over the preceding 12 months. The reports are independently audited and published annually. A copy of the 2015 Financial Reports can be found on Council's website here: **www.randwick.nsw.gov.au/about-council/policies-plans-and-forms/plans-and-reports.**

All data provided in this report is the most recent available at the time of publication.

About Randwick City

About our City

Randwick City is located in the eastern suburbs of Sydney, bounded by Waverley Council to the north, the Pacific Ocean to the east, Botany Bay to the south and the City of Sydney and City of Botany Bay Councils to the west.

Our City covers 37.42 square kilometres (3,742 hectares) and includes the suburbs of Chifley, Clovelly, Coogee, Kensington, Kingsford, La Perouse, Little Bay, Malabar, Maroubra, Matraville, Phillip Bay, Randwick and South Coogee.

Our City is known for its extensive parkland and open space areas including Centennial Park, Heffron Park and Botany Bay National Park; 29 kilometres of coastline with the magnificent Coastal Walkway linking ten beaches and eight ocean pools; excellent education and medical facilities including the University of NSW (UNSW), the Randwick Hospitals complex and associated research and related services; a strong artistic and cultural focus; regionally significant recreational facilities; employment facilities such as Port Botany; and its proximity to the Sydney Central Business District and Sydney Airport.

Our people

At end June 2014[1] our estimated resident population was approximately 143,776, having increased one per cent over the year. By comparison the number of people living in the eastern suburbs to the north of Randwick City increased 1.6 per cent to 135,974, while the population to the south in Botany increased 3.4 per cent to 44,742.

It is projected[2] that Randwick City's population will increase by an average of 1.2 per cent annually reaching 174,300 in 2031.

During the year to December 2013, 2,023[3] babies were born to parents who live in Randwick City. Of the households in our City, 60 per cent are lived in by families.

1,400 Randwick residents became new Australian citizens in the 12 months ending December 2014.

Of our resident population, 46.1 per cent are overseas born, and over 30 per cent of our residents speak a language other than English at home. 66 per cent of all Randwick City residents have at least one parent born overseas[4].

In the year ending March 2015 more than 72,600 international visitors stayed in Randwick City for an average stay of 53 days. 44,880 (62 per cent) of these visitors came to either holiday or visit family and friends with another 16,800 (23 per cent) coming for educational purposes[5].

Over 85 per cent of the 75,114[6] employed Randwick City residents work within 10km by road from their home[4].

Of the estimated 54,593 local jobs[6], over 21,840 (40 per cent) are held by Randwick City residents.

1 Source: *Australian Bureau of Statistics 3218 Regional Population Growth, Australia, Estimated Resident Population (March 2015)*

2 Source*: New South Wales Department of Planning, State and Local Government Area Population Projections: 2014 Final*

3 Source*: Australian Bureau of Statistics 3301.0 Births, Australia, 2013*

4 Source: *Australian Bureau of Statistics Census of Population and Housing 2011*

5 Source: *International Visitor Survey, Tourism Research Australia*

6 Source: *National Institute of Economic and Industry Research 2014*

Quality of life

Randwick City is a highly desirable place to live, work and visit.

Residents have a strong attachment to their community and local area demonstrating that we are achieving our vision of building a 'sense of community'.

Randwick residents have consistently rated the area as a good place to live. In our recent Community Satisfaction Survey, 97 per cent of surveyed residents agreed Randwick City is a good place to live for a third survey in a row.

98 per cent* of residents rated their quality of life as either good or excellent compared to 95 per cent* two years earlier.

We are proud of our beaches and our natural bushland. The survey found that 93 per cent* of residents believe it is important that we keep our beaches clean and 96 per cent* believe it is important to protect our bushland.

Our heritage is also highly valued. 94 per cent* of surveyed residents said it is important to protect our heritage buildings and items.

We are interested in the future of our City, with 96 per cent* of residents saying it is important that we make long term plans and 91 per cent* wanting the opportunity to participate in making decisions about our City.

94 per cent* of us believe the vitality of our commercial centres is important while a similar proportion believe it is important that they are attractive.

Community engagement

Randwick City Council's Community Consultation Principles and Consultation Planning Guide provide the basis for planning community consultation and engagement on key projects and planning matters for our City. These tools were expanded in 2013 to incorporate the Council's increasing use of interactive websites and social media.

Community engagement processes use a range of forums and methods depending on the project and developing a communication strategy is an integral part of all our major projects.

We are committed to ensuring residents are informed about how we use ratepayers' money and Council decisions. We use a number of regular communication channels such as direct mailouts, print advertising, flyers, local newspapers, eNews, banners, and community newsletters. Our website, smartphone app and the use of social media platforms such as Twitter, Facebook and Youtube also provide residents with access to a range of Council services and information.

We seek regular feedback from our consultative and advisory committees, our precinct committees and chambers of commerce; as well as from leadership forums with local businesses.

We conduct surveys through the **Your Say Randwick** online site that allows residents and ratepayers to let Council know what they think of proposed projects and plans. For a closer look go to: **www.yoursayrandwick.com.au**.

The Mayor and Councillors

Cr Neilson *Cr Smith* *Cr Shurey*

Cr D'Souza *Cr Belleli* *Cr Garcia*

The City of Randwick is divided into five wards - north, south, east, west and central. There are 15 elected representatives with three Councillors representing each ward for a four-year term.

The next local government election will be held in September 2016. The Mayor is elected annually in September by the Councillors.

The responsibilities of Councillors are defined in the Local Government Act 1993 and include:

- playing a key role in the creation and review of the Council's resources for the benefit of the area
- reviewing performance, delivery of service, management plans and revenue policies of the Council
- representing the interests of residents and ratepayers
- providing leadership and guidance to the community
- facilitating communication between the community and the Council.

Council makes provision for Councillors to attend relevant conferences and participate in ongoing professional development programs. This is complemented by an online tool, developed by Council, through which Councillors can keep up to date with changes in legislation.

Cr Roberts *Cr Matson* *Cr Bowen*

Cr Stavrinos *Cr Nash* *Cr Moore*

Cr Stevenson *Cr Seng* *Cr Andrews*

North Ward

Cr Kathy Neilson (ALP) First elected in 2012
Cr Kiel Smith (Lib) First elected in 2008
Cr Lindsay Shurey (Greens) First elected in 2012

South Ward

Cr Noel D'Souza (ALP) First elected in 2012
Cr Robert Belleli (Lib) First elected in 2004
Cr Pat Garcia (ALP) First elected in 2012

East Ward

Cr Brendan Roberts (Lib) First elected in 2012
Cr Murray Matson (Greens) First elected in 1995
Cr Tony Bowen (ALP) First elected in 2008

West Ward

Cr Harry Stavrinos (Lib) First elected in 2012
Cr Scott Nash (Lib) First elected in 2004
Cr Greg Moore (ALP) First elected in 2012

Central Ward

Cr Geoff Stevenson (ALP) First elected in 2008
Cr Ted Seng (Lib) First elected in 1995 - Mayor
Cr Anthony Andrews (Ind) First elected in 2000 - Deputy Mayor

Council meetings and decision-making

Ordinary Council Meetings are held once a month and we have a range of committees that also meet regularly. Residents are welcome to attend these meetings. The dates of the meetings are available on our website and published in The Southern Courier each week.

Extraordinary Council Meetings are called at short notice from time to time to address particular issues. The dates of these meetings are published on our website and in The Southern Courier (if timeframes permit).

The Council and Committee Meeting system permits Councillors to focus on issues and gives them sufficient time for debate, discussion and effective decision-making.

Business Papers, and Council and Committee Meeting minutes, are available on our website.

Organisational structure

Randwick City Council is managed by its General Manager and the Directors of three divisions: City Services, City Planning and Governance and Financial Services.

The Office of the General Manager also oversees the Chief Information Officer and those departments that report to the Chief Information Officer.

On 24 February 2015 Council adopted a new organisational structure, implemented to enhance Council's cultural events and management of the Prince Henry Community Centre and Randwick Community Centre.

General Manager

The General Manager's responsibilities are set out in the Local Government Act 1993. They include:

- managing the day-to-day operations of the organisation
- exercising such functions as are delegated by Council
- appointing staff in accordance with organisational structure and resources
- directing and dismissing staff
- implementing Council's Equal Employment Opportunity Plan.

The overall performance of the General Manager is measured through a performance agreement as part of their contract of employment.

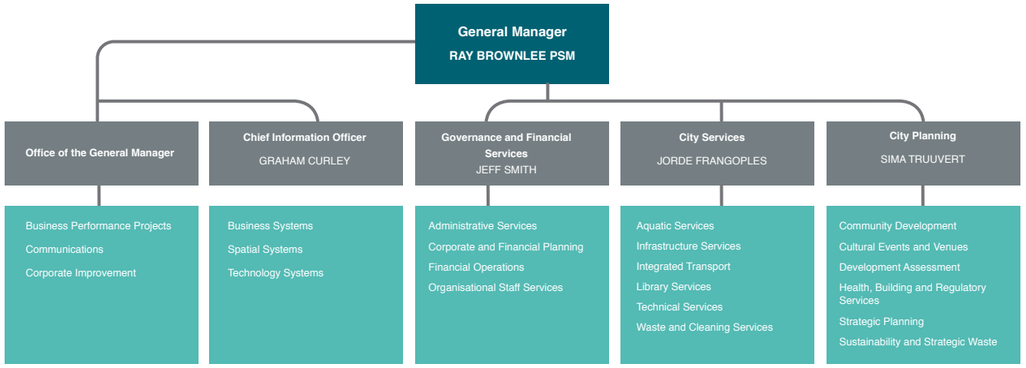

Awards and citations

During the year Randwick City Council was recognised with the following awards and citations:

Coogee Beach Library - Winner
Government Communications Australia 2015 Awards for Excellence: Best marketing and public relations campaign

Ray Brownlee, General Manager Randwick City Council
Public Service Medal for Outstanding Public Service in NSW

Randwick City Council - Winner
Australian Business Award 2014: Employer of Choice

Coogee Beach Foreshore Water Management - Winner
Sydney Water Sustainable Water Award: Clean Beaches Awards 2014

Randwick City Library Pinterest web site - Winner
2014 NSW Public Libraries Association Marketing Awards: Social Media

Des Renford Leisure Centre - Winner
Institute of Public Works Engineering Australasia Awards: The Complete Multi-Disciplinary Project Management Award

Clovelly Pool Pump Automation- Winner
Institute of Public Works Engineering Australasia Awards: Workplace Health and Safety Award

Roman Wereszczynski, Manager Health, Building and Regulatory Services, Randwick City Council – Winner
Australian Institute of Building Surveyors: Professional Service Award

Responsible management

Wylie's Baths.

We provide responsible and sustainable leadership

At Randwick City Council we use a range of measures to monitor our progress in achieving the community's goals in the Randwick City Plan. We will refer to these indicators throughout this report.

The recently conducted Community Satisfaction Survey showed that satisfaction with the Council remains at consistently high levels. This survey, conducted in 2014, indicated 95 per cent of residents were satisfied with Council's overall performance compared to the previous survey in 2012 when a satisfaction rating of 92 per cent was achieved.

We focus on our customers

78 per cent* of the community are satisfied with how quickly Council responded to their request for service and 82 per cent* are satisfied with how their contact with Council was handled.

Customer service is a core value for Council staff and they receive training on expected service levels and organisational standards during the induction process to ensure high levels of customer service.

Their commitment to service is demonstrated by:

- actioning 95 per cent of written correspondence in less than 15 days
- answering 83 per cent of phone calls within 30 seconds
- completing 94 per cent of service requests within service level agreement targets.

78 per cent* of the community are satisfied with how quickly Council responded to their request for service and 82 per cent* are satisfied with how their contact with Council was handled.

At our customer service counter Council answered over 39,000 enquiries and accepted around 7,600 applications throughout the year, while 132,874 call centre phone calls were responded to.

This year we implemented technological advancements in the Customer Service Section to allow our customers access to greater flexibility in payment methods, including PayPass.

In addition, we centralised the way we record service requests to ensure a more streamlined response process and alignment with relevant service level agreements.

We are financially sustainable

Randwick City Council is in a strong financial position with a history of generating operating surpluses; significant capital works programs and sound liquidity, while remaining debt free for over a decade. This tradition continued in the 2014-15 financial year, headlined by an $11.485 million net operating surplus.

Council:

- remains debt free
- has an operating performance ratio of 3.01 per cent
- had less than 2.3 per cent of rates revenue outstanding at year end
- maintained 100 per cent of target employee leave entitlements reserve actually held in reserve.

For more information on Council's financial results, position and performance against financial sustainability indicators please refer to the separate document Financial Reports 2014-15 which is available on our website: **www.randwick.nsw.gov.au/about-council/policies-plans-and-forms/ plans-and-reports**.

Council is committed to planning ahead and ensuring a financially stable and robust organisation

All of our medium-term plans have ten-year financial plans behind them. This gives our staff and our community the stability of knowing when each action is going to be funded.

Responsible management

Council's financial strategy is formally reviewed at least three times during the year: during the development of the annual Budget, the auditing of Council's Financial Statements and update of the Long Term Financial Plan.

Council continued to show that it has the capacity to generate operating surpluses and fund capital works and infrastructure programs well into the future. The Council meets all the Fit for the Future financial, asset and efficiency benchmarks now and into the future, with the exception of the debt service ratio. However if the Council had just one dollar of debt it would meet this ratio too.

The 2015-25 Long Term Financial Plan endorsed by Council this year was issued with an Assurance Report from Council's external auditors Hill Rogers Spencer Steer, providing an extra layer of confidence for our community. We continued to include our Condition of Infrastructure Assets (Special Schedule 7) in our annual external audit.

Through prudent financial management Randwick City Council was again able to deliver a balanced budget for next financial year with no borrowings, while maintaining record spending on capital works projects across the City.

Our workforce is high performing, committed and engaged

In the 2014-15 annual performance review, 99.8 per cent of staff were assessed as being proficient and above.

This is a further improvement on last year's result of 99.4 per cent.

These results are also reflected in the strong engagement score of 76 per cent in the recent Aon Hewitt Employer of Choice Survey results. This engagement score for Randwick City Council places Council in the top quartile of high performing organisations. We continued to improve in a number of key areas including offering work/life balance and providing the relevant support required for our staff to succeed. Most noteworthy was Council being awarded the 2014 Australian Business Award for Employer of Choice.

Building individual and organisational capability continued to be a high priority for Council. This year the Learning and Development strategy focused on leadership development and preparing for change.

Our award-winning All Stops to Randwick program was again a great learning forum for our staff to network and strengthen their knowledge and skills across a wide range of learning opportunities including: wellbeing, change management and corporate compliance requirements.

Randwick City Council is placed in the top quartile of high performing organisations.

Our high potential emerging leaders again participated in the Local Government Management Challenge providing them with a great platform to leverage their experience and be exposed to new leadership challenges.

The dedication of our staff was highlighted this year with our General Manager, Ray Brownlee, being presented with the Public Service Medal for outstanding public service in NSW. Roman Wereszczynski, Manager Health, Building and Regulatory Services, was recognised with the Professional Service Award by the Australian Institute of Building Surveyors. Peter Maganov, Manager Sustainability and Strategic Waste, was highly commended for the Louise Petchell Award for Individual Sustainability in the 2014 Local Government Excellence in the Environment Awards and Josh Keech was a finalist in the 2014 Australian HR Manager of the Year Awards.

Strong focus on improvement

Randwick City Council has a strong commitment to continuous improvement. We continually seek to provide better services and programs to achieve cost and efficiency savings; and to encourage innovation.

Improved technological and online services

The new Council web presence was launched in August 2015 with targeted sites for the Council, Randwick City Library and the Des Renford Leisure Centre.

With a focus on celebrating local, the website provides residents, ratepayers and visitors with access to information and council services, with photos of the local area and interactive maps to aid usability and aesthetic. In 2014-15 there were over 2 million visits to the website.

Council continues to use social media to improve its communication and engagement with local residents and rate payers. This year Des Renford Leisure Centre and Library patrons have been introduced to new social media platforms and apps.

In 2014-15 Randwick City Library launched two social media platforms - Pinterest and Facebook - to allow direct conversation with the community, gather feedback and tailor programs and services to meet the needs of its patrons. The Pinterest site won the 2014 NSW Public Libraries Association Marketing Awards in the Social Media category.

The Library app, RandwickLib, is one feature of the new, state-of-the-art Library Management System (LMS) Council implemented this year. The LMS also features an online discovery service to enhance accessibility and management of the collection and communication with customers.

We have continued to improve the iPhone and Android versions of our myRandwick App with improved access to the daily beach report, beach cams and the popular facility information. There are over 1,000 regular users of the myRandwick App monthly.

Randwick City Library has a plethora of online resources, such as streaming media services, online journal databases, online tutoring, and ebook and e-audiobook collections. This year patrons' use of these services increased by between 150 to 300 per cent.

Council has introduced various options for the electronic service delivery of rate notices. Ratepayers can choose from Australia Post Digital Mailbox, BPAYView and FormsPort.

We participated with the Department of Planning as an early participant in the Electronic Housing Code initiative which assists in streamlining the DA information process. During the year Council's planning controls have been made online in searchable format, which allows for online identification of the planning rules applying to a particular property and development type.

Business insight survey

To learn more about our process and business efficiency, Council has participated in the second round of an innovative business insight survey with 78 other councils this year. Our participation has led to new ways of thinking about how we undertake our business and how some of our processes and information gathering might be enhanced. This annual survey is ongoing.

Promoting business improvement

Our biennial Community Satisfaction Survey is a key tool for monitoring trends and identifying business improvements. In addition to helping us assess our performance over time, the results help us evaluate the effectiveness of business improvements we have implemented while indicating practices for review.

The survey identifies changes in community priorities and helps us plan for future services and facilities.

In 2014-15 Randwick City Library launched new Pinterest and Facebook platforms.

Responsible management

Good governance with demonstrated accountability and transparency

This year Randwick City Council undertook a proactive, self audited, Governance Health Check that was developed by the Office of Local Government in conjunction with the ICAC. Council achieved an overall governance rating of 96 per cent, which is outstanding. An Action Plan has been formulated to address business improvements which we will implement with the aim of reaching close to 100 per cent.

Measures implemented to further strengthen the level of governance across the organisation, this year included:

- completing our first Procurement Activity Plan. This details all Council's major purchases 12 months in advance, allowing for better planning, development of higher quality specifications, allocation of staff resources and the identification of multiple areas across Council that could participate in the one tender process. The end result will be considerable savings in staff time and expenses, higher quality tender responses and greater value for money for Council.
- development of our first Information Management (IM) Strategic Plan which complements our extensive IM Procedure Manual, Archives Plan, Records Management Policy, Business Continuity Plan and TRIM Business Rules already in place.
- updates to Council's Disclosure of Interest Returns; Delegations; Internal Reporting System; Councillor Access to Information and Staff Interaction Policy; Code of Meeting Practice; Gifts and Benefits Policy; Councillors' Expenses and Facilities Policy; Purchasing and Tendering Policies; and Records Management Policy were undertaken during the year. Council also revised its Model Code of Conduct.

Other strategies that demonstrated accountability include:

- ongoing reviews by the Internal Auditor; and
- our independently chaired Internal Audit Committee, consisting of three external specialists and the Mayor. The committee provides independent assurance and assistance to Council on areas including risk management, control, legislative compliance and external accountability responsibilities.

Building partnerships

Since adopting the first Randwick City Plan in 2006, Council has developed a number of significant partnerships to encourage mutual understanding of local needs and contribute to projects that benefit the wider community. These include:

- membership and participation in the **Southern Sydney Regional Organisation of Councils** (SSROC), an association of 16 municipal and city councils
- the initial Rail Transport Infrastructure Memorandum of Understanding between the **UNSW, Prince of Wales Hospital, Australian Turf Club** (Royal Randwick Racecourse), **Centennial Park / Moore Park Trust**, the **City of Sydney** and the **Sydney Cricket Ground Trust**, which has successfully advocated for the return of light rail to Randwick City
- Sister city relationships with **City of Albi** in France; the Greek island of **Castellorizo**; the **City of Hangzhou** in China, the **Randwick Parish Council** in Gloucestershire, United Kingdom, and **Narrabri** and **Temora Shire Councils**
- a Sustainability Agreement with the **UNSW** whereby Council and the University have agreed to partner on sustainability initiatives, with the University agreeing to provide Council with access to research into sustainability and related programs, while Council will work to provide practical application of the research
- a partnership with **Housing NSW** aimed at delivering improved social and physical outcomes for residents living in and around public housing precincts in Randwick City
- community partnerships with the **Sydney Roosters**, **South Sydney Rugby League Football Clubs, Souths Cares, Randwick Rugby Club,** the **Benevolent Society, Kooloora Community Centre** and **Youth Off The Streets**
- The **Eastern Beaches Crime Prevention Partnership** between Randwick City Council, the Eastern Beaches Local Area Command Police, Department of Premier and Cabinet, Department of Housing, Attorney General's Department, State Transit Authority, UNSW, Roads and Maritime Services (RMS) and the Office of Liquor Gaming and Racing
- the **3 Council Sustainability** partnership (Randwick, Waverley and Woollahra)
- **Design Excellence Panel** partnership with Waverley Council.

Barrett House Randwick.

A sense of community

Anzac Dawn Service, Coogee Beach.

83 per cent* of Randwick City residents said they feel part of the community.

A sense of community describes Council's aim to create a feeling of inclusiveness, wellbeing and involvement for our diverse community groups and organisations. We promote this sense of community by providing facilities such as parks, and by running community festivals, events and cultural programs catering to the different age groups.

We also try to ensure that those in our community who experience social and economic disadvantage have equitable access to services and facilities that support their needs.

We support a range of community organisations and events

During 2014-15 Randwick City Council contributed a total of $2.1 million in donations and subsidies to individuals, community groups and non-profit organisations. Financial contributions include rental subsidies to community operated childcare centres, donations to surf clubs and local and regional welfare organisations via our grants programs. For the financial details of Council's donations, subsidies and grants please refer to page 59 of this report.

Council was very pleased to be able to organise and conduct 15 Citizenship Ceremonies with over 1,400 new citizens welcomed into the local community.

Our community is vibrant

More than 129,000 people attended community events run by Council throughout the year.

Our signature annual events include: Australia Day celebration and citizenship ceremony; Beach Breaks Carnival at Maroubra Beach; The Spot Festival; Eco-living Fair; The Sydney White Ribbon Walk; Coogee Carols; and Coogee Sparkles New Year's Eve fireworks.

In addition to the annual calendar of events we hold some special, one-off community celebrations. Events held in 2014-15 include:

Little Bay Neighbour Day – This event attracted 1,000 local residents to the Prince Henry Centre and encouraged the community to connect with one another and their surroundings. Activities included a footy clinic run by South Cares, live entertainment, fitness demonstrations, puppy pre-school, various indigenous games and face painting.

Noodle Markets – Held for the first time in 2015, the Kingsford Night Noodle Markets were a big success. Despite the wet weather, 2,500 people attended and thousands of plates of hot noodles, satay skewers and dumplings were served. Live entertainment included a DJ, roving stilt walkers, Indonesian Dancers and the crowd-favourite - a Lion Dance to bestow good luck and fortune.

Each year Council holds **Australia Day** celebrations in Little Bay and at Coogee. This year Coogee Beach was transformed into a family-friendly water park with a number of water and inflatable amusements installed free for the whole family to enjoy.

Rainbow flag raising for Mardi Gras – To celebrate the Mardi Gras season the Mayor, Councillors, Local MP's and the CEO of Mardi Gras raised the rainbow flag at the Town Hall to show support for the gay, lesbian, bisexual, transgender and intersex community.

Last year Randwick City welcomed 1,400 new citizens.

Council collaborates with other community organisations to bring new events to Randwick City

Bastille Day – In conjunction with the Friends of LaPerouse and the French Consulate, Council held a commemoration service to mark this French National Day and celebrate Randwick's connection to France. The service was held at the Laperouse Monument, which is a tribute to the

A sense of community

French navigator whose ship landed on the sandy shores of what is now known as Frenchmans Bay. The Bastille Day event is a great celebration of Randwick's history.

World War I Anniversary – To commemorate the 100th anniversary of the commencement of World War I, Council partnered with St Jude's Church where a special service with candle lighting was held. The church bells rang 100 times at the conclusion of the service.

NRL live site – 5,000 people watched the NRL semi-final between the South Sydney Rabbitohs and Sydney Roosters live on a big screen at Coogee Beach. The Rabbitohs won the hotly contested game between two local teams, 32-22 to claim their first grand final spot in 40 years. The live site screening was a joint initiative between Randwick and Botany Bay City Councils, and was very popular with families wanting to watch the historic game.

Freedom of Entry Parade – The City of Randwick 324 Squadron of Australian Air Force Cadets celebrated their 60th anniversary in December 2014 with a cadet performance and parade held at Alison Park in front of 300 guests.

Anzac Day Dawn Service – In 2015, the combined sub-branches of Coogee Randwick, Clovelly, Kensington and Malabar; in conjunction with Council, held a special ceremony at Coogee Beach.

Usually held at High Cross Park, a number of Randwick RSL Clubs joined together for the Dawn Service to commemorate the Centenary of ANZAC, marking 100 years since the landing on Gallipolli and Australia's involvement in the First World War. Over 20,000 people attended this special Dawn Service at Coogee Beach.

Corroboree for Reconciliation Week – A special Corroboree – meaning fire ceremony – was held at Coogee Beach to commemorate Reconciliation Week. There was traditional lighting of fire, dancing and speeches, followed by a bush tucker BBQ lunch. Elders from the Local Aboriginal Land Council attended and the event was held in partnership with Father Chris Riley's Youth Off The Streets. There were performances by the Soldiers Settlement School and Warada and Doonooch Dancers.

We provide great community activities and events

Throughout the year, Council holds a wide range of activities at its various community centres and public libraries. Catering to different interests and age groups, these activities are provided to Randwick City residents free of charge or at a minimal cost. These activities have the effect of bringing people together and create vibrant communities.

Cultural arts program

Council's Cultural Arts Program, established in 2010, continues to grow from strength to strength providing arts and cultural activities, and opportunities to involve, engage, and entertain a growing number of the community. Now in its fifth year, Twilight Concerts delighted audiences with a variety of performances held in Randwick Town Hall and the Prince Henry Centre. This affordable program included internationally acclaimed artists like Simon Tedeschi, locally based opera company Opera Bites, returning favourites Mucho Mambo Latin big band and French chanteuses Baby et Lulu.

For children the program included two shows - the Age-less 3 comedy show and the mighty Erth's Dinosaur Zoo™ animatronic puppets.

The annual International Women's Day Art Prize at the Randwick Community Centre attracted 94 quality entries which were exhibited over a two week period. For the first time, in 2015 a selection of works from the Women's Art Prize were exhibited at the Bowen Library Gallery for an additional two weeks.

In addition Council hosted six other exhibitions at the Bowen Library. The highlights of those exhibitions include:

- the Women of Empire, an ANZAC centenary exhibition shared with Waverley Library;
- A Migrant's Story, an exhibition showcasing the stories of local migrants in the Randwick LGA; and
- Creative, an innovative showcase of local Year 12 major works.

They were well received with 253 attendees at exhibition launches and thousands viewing the exhibitions.

We provide great community facilities

77 per cent* of Randwick residents are satisfied with recreation and lifestyle opportunities in the City.

Randwick City Council provide for our community's social, recreational, sporting and cultural needs through a range of facilities and services such as libraries, community centres, sports grounds, parks, walking tracks, cycleways, beaches, ocean pools, a leisure aquatic centre and playgrounds.

Randwick City's libraries continue to be a hub for community interaction offering further expansion in their program of events this year.

Over the summer, Council ran a Beach Library at Coogee, believed to be the first in Australia. Its opening drew widespread national and metro media coverage and was strongly patronised by beachgoers.

Over the course of three months, over 5,000 books and magazines were borrowed from the Beach Library and 200 children attended three Beach Storytime sessions.

This year the number of the City's residents with library membership increased from 26 to 29 per cent, borrowing over 927,000 books, CDs, DVDs and magazines and 647,847 people visited the City's three main libraries. Of those visitors, 34,768 participated in one of the 1,951 activities and events run by the Library.

In 2014-15, the Library purchased Kindle Fires and iPad Minis for the public to loan and for the first time offered its technology seminars in Vietnamese, Mandarin and Cantonese. Around 360 people participated in the Tech Savvy Seniors program offered by the Library.

At our Des Renford Leisure Centre, admissions continue to grow to new records. Each week the centre receives over 16,000 visitors to the indoor and outdoor pools, the new gym, and aerobics facilities. This year enrolments for swim school at the Centre increased again with around 4,150 enrolments each term. During the year a number of unique programs were introduced including a children's painting workshop Bricks 4 Kids, a Run Club, and a specific weight loss program.

More than 14 different sports including Gaelic Football, Oz Tag, Footbal and netball are played on our sportfields. In winter 56 different sporting organisations played 5,821 hours of team activities such as rugby league and rugby union. In summer 26 different sporting organisations played 17,825 hours of sports such as cricket.

The Prince Henry Centre, located on the coastline at Little Bay, hosts a number of functions and events for both corporate and community groups. Corporate events include weddings, birthday parties and conferences.

The Centre also hosts a number of information days, expo's, art shows and cultural performances for different community groups. A commercial kitchen is part of the centre and there is onsite parking.

The Randwick Community Centre, with plenty of parking and an onsite playground, is a popular location for children's birthday parties, community run health classes and meetings.

Both venues have a range of room options available for hire.

"This is the type of entertainment kids need, positive and uplifting. It was one of the best shows we have seen."

(Participant Feedback: Aussie Dinosaurs Day held at Prince Henry Centre)

Youth Week - learning to surf.

A sense of community

Meeting the needs of our community

98 per cent* of Randwick City Residents rate their quality of life as good or excellent.

We continue to work with relevant agencies to understand and meet the needs of our community.

We partner with health agencies and peak organisations to increase community awareness on a range of health and well-being issues, covering topics such as Alzheimer's, dementia, suicide prevention and understanding depression.

In 2014-15, we introduced a new workshop to our well-being program, which demonstrate how art based therapy facilitates well-being and healing.

The Council also partnered with key agencies and local social services to deliver joint projects and events that address the identified needs of our vulnerable and disadvantaged community members.

We seek regular feedback from our precinct committees whose representatives meet quarterly with Council's General Manager to discuss issues of significance.

We also host regular meetings with representatives from the combined Chambers of Commerce, Randwick City Tourism and the Service Clubs in Randwick City as well as leadership forums with local businesses.

In 2014-15 Council prepared for the biennial Business Excellence Award which celebrates the achievements of our many businesses in the City.

Involving people in decision making

82 per cent* of residents are satisfied with the opportunity to consult with Council.

Using our Community Consultation Principles and Consultation Planning Guide we have developed a set of online consultation tools including the Your Say Randwick consultation websites. The extent of community engagement through these sites is reflected in the data for site visits and document downloads, with 140,000 site visits and documents downloaded 35,900 times, images viewed 239,000 times and 126 video views. Furthermore, 7,500 visitors were engaged on the site and actively took part in a consultation by commenting in a forum, completing a survey or using a mapping tool.

Community consultation activities during the year included on-line surveys, on-site meetings, social media, public exhibitions, working groups, calling for submissions, letter box drops, information stalls, focus groups and precinct meetings.

More than 20 community consultations were undertaken by Council during 2014-15. Our major consultations included the State Government's Fit for the Future program, Coastal Walkway extension, Chifley inclusive playground, Chifley Reserve skate park, Coogee Bowling Club proposal, the Banners Turf War, an upgrade to Mahon Pool amenities, the Community Light Rail Support Plan Committee, the S94a and DCP update and Council's annual Operational Plan and Budget.

The Banners Turf War, which asked people to complete a survey about where they thought Council should fly Roosters and Rabbitohs banners during the NRL finals series, proved to be Council's most popular consultation to date.

We provide the precinct committees with opportunity to help us develop our Budget and Operational Plan each year by suggesting upgrades and improvement projects that would benefit the community. The precincts are comprised of residents and property owners and hold monthly meetings, supported by Council, where residents identify their priorities, and voice their views.

Council also maintains a good understanding of the community's needs through consulting with a range of advisory committees. These committees provide strategic and practical advice which helps guide Council's decision making and include:

- Aboriginal Advisory Committee;
- Older Persons Advisory Committee;
- Access and Disability Advisory Committee;
- Multicultural Advisory Committee;
- Civic affairs;
- Youth Advisory Committee;
- Sports Advisory Committee;
- Community Safety Advisory Committee;
- Road Safety Steering Committee; and
- Floodplain Management Committees.

Council also works with, and is represented on a number of external committees, such as the Eastern Region Local Government Aboriginal and Torres Strait Islander Forum and Randwick Traffic Committee.

Strong focus on communication

Randwick City Council has a strong commitment to communicating well with the community and listening to better understand the views of the community and others, and to guide us in our decision making.

This year there was a strong focus on the State Government's Fit for the Future program. The Fit for the Future program required councils to demonstrate that they have sufficient 'scale and capacity' to be sustainable into the future.

From December 2014 to March 2015 Randwick City Council undertook its most comprehensive community consultation program ever to inform the community about the State Government's Fit for the Future plans and to obtain the community's view.

More than 8,000 people had their say through reply-paid surveys, online surveys, focus groups and information stalls. Two letters and information packs, and a reply-paid survey were posted to 65,000 households, including all residential households and non-resident ratepayers.

After careful consideration, Council resolved that despite being debt free, financially strong and meeting all Fit for the Future financial asset and efficiency benchmarks, it cannot meet the Government's requirements for standing alone and therefore Council resolved to submit a merger proposal with Waverley Council.

In 2014-15 there were 2.78 million hits on the Randwick City Council website.

Access to information

Illustrating our commitment to communicate through a number of different mediums to listen to, inform and engage with the community and keep abreast with changing trends, Council uses a variety of social media platforms. Randwick City Council's Facebook page reached 8,762 followers this year, while 203 tweets were posted on the Mayor's twitter account (@RandwickMayor) throughout the year.

Our dedicated multilingual website holds 20 pages of core council information, plus all brochures, in the top five languages in the community - Chinese, Spanish, Russian, Greek and Indonesian.

Information is also provided in a number of languages through the Community Information Directory (LINCS), in brochure format and on the Council's website.

This year Council relaunched its community newsletter as a 16 page A4 sized glossy magazine which was renamed 'Scene'. The new look newsletter was distributed to 55,000 households in Randwick City, keeping the community informed and connected to what Council is doing. Over the year the number of enews subscribers has grown from 12,323 to 16,309. In addition Randwick Library publishes enews which is sent to 13,068 subscribers.

This year the community newsletter provided information on an array of important issues including:

- Randwick City Council's new website
- Council's Fit for the Future Options Analysis and community consultation results
- the smoking ban on beaches
- installation of CCTV to combat illegal dumping
- notification of community events such as Kingsford Night Noodle Markets and the Randwick Community Race Day
- project works such as upgrades to Chifley Reserve
- new facilities such as the Clovelly outdoor gym
- the extension of the Sustaining our City program
- expansion of the kitchen food scraps trial
- South Sydney Rabbitohs Key to Randwick City.

A sense of community

Contact with Council

You may contact us:

- at our Administration Centre: 30 Frances Street, Randwick NSW 2031 between 8:30am to 5:00pm Monday to Friday
- by phone 1300 722 542
- by fax 02 9319 1510
- by email council@randwick.nsw.gov.au
- through local Precincts who hold monthly meetings to discuss local issues
- through special consultation Your Say Randwick websites
- via Mayor's Twitter page
- via Council's Facebook page
- via the myRANDWICK App for iPhone and Android.

5,830 searches for Randwick on LINCS (Community Services website).

Kingsford Night Noodle Market December 2014.

Places for people

Coogee Beach Library.

97 per cent* of Randwick City residents said that Randwick City is a good place to live.

Better design and environmental sustainability across all development

Randwick City Council has a robust planning and development framework centered around the Randwick Local Environmental Plan 2012 and the Development Control Plan 2013. The controls contained in these plans have proven effective and have provided strong guidance for achieving quality and sustainable design in new developments.

This year Council adopted a new section 94A development contributions plan. The new contributions plan contains a revised Schedule of Works providing for new capital works projects including: measures identified in the CBD and South East Light Rail Support Plan, undergrounding of overhead power lines in Kingsford commercial centre, and upgrades to the La Perouse Museum and Randwick Literary Institute.

In conjunction with the Australian Institute of Architects 'Architecture on Show' talk series, Council hosted three free public seminars on architecture; landscape architecture; and urban design. The talks generated a high level of interest, engagement and discussion between the audience and guest speakers on design.

The median development application (DA) gross processing time is 50 days.

This year Council processed 877 DAs which was a 5.2 per cent increase on the year before. 11 per cent of applications were received through Council's online service.

Provide quality open public spaces, buildings and facilities

77 per cent* of residents are satisfied with recreation and lifestyle opportunities in Randwick City.

We provide 8.19 hectares of open space per 1,000 persons – well above the standard of 2.83 hectares per 1,000 persons.

Nearly 30 per cent of land in Randwick City is designated for some form of open space including parks, reserves, beaches and recreational areas.

In 2014-15 Council endorsed the draft Plan of Management (PoM) for the Randwick Environment Park and Randwick Community Centre which will guide the use and management of this important asset for the community over the next ten years. Randwick Environment Park is a large 13ha area zoned for environmental conservation and contains the unique Eastern Suburbs Banksia Scrub, an endangered ecological community of national conservation significance.

The Park also includes an ephemeral wetland, an open space recreation area with picnic facilities, pathways and a number of viewing decks overlooking the wetland. The PoM proposes a series of key measures to improve user access, site facilities, aid in site interpretation and ultimately user enjoyment of this special natural area.

During 2014-15 we continued to invest record amounts on public infrastructure. Major projects include the ongoing development of Chifley Sports Reserve and Heffron Park to transform these former landfill sites into first class sporting facilities. This year we expanded the facilities at Chifley with an additional two soccer fields and two baseball fields. We installed new lighting, irrigation and drainage and constructed new cycleways.

At Heffron Park in Maroubra, the lighting across eight sport fields in the north western corner and around the netball courts was upgraded while the car park was relocated to provide additional spaces. We reconfigured the space to create additional fields for the many sports played in the Park.

Places for people

Other public infrastructure improvements undertaken include:

- construction of the Munda Street Sustainable Education Centre at the Randwick Community centre
- continued development of plans for the Coastal Walkway along the west of the Malabar Headland and through the NSW Golf Course. This year Council was successful in receiving $200,000 in funding under the Metropolitan Greenspace Program for the construction of the Western Walking Track, within Malabar Headland National Park
- the extension of the Fred Hollows Reserve Boardwalk to Blight Place
- installation of outdoor gym equipment at Burrows Park in Clovelly
- the construction of a new shower at Dunningham Reserve in Coogee
- renewing the fencing around Coogee Oval
- upgrading the surface and fencing at the Baker Park Tennis Courts in Coogee
- the erection of "Surf Rules" signage at Maroubra Beach
- installation of new signage and way finding markers within Randwick Cemetery
- the construction of 2.9 km of new footpaths
- the upgrade and renewal of 2.8 km of existing footpaths
- drainage works throughout the City (refer page 71) including in Borrodale Road, Kingsford and new kerb and guttering such as in Huddart Lane in Randwick
- resurfacing and rehabilitation of 7.2 km of roads
- undertaking structural rectification works to the Brook Street Bridge in Coogee
- undertaking rectification work including rock anchoring to the heritage retaining wall in Cooper Street in Maroubra
- an upgrade to the retaining wall in Ireton Street in Malabar and stabilisation of the retaining wall in Rainbow Street, South Coogee
- construction of a new retaining wall at Robey Street, Maroubra.

James Bundock fountain, Clovelly.

Buildings for our community

In 2010 Randwick City Council, with the support of the community, was successful in getting approval for a three-year variation to general revenue that will largely fund a seven-year $34.8 million Buildings for our Community Program to upgrade and replace existing facilities and provide new facilities.

Under the Buildings for our Community Program, Council commenced or completed work on a number of projects this year including:

- Heffron Park, Maroubra - two new amenity buildings located in the western part of the park with facilities completed that include new change rooms, toilets, canteens and storage
- Coral Sea Park, Maroubra - upgrade and extension works to the amenity building completed with facilities that include new change rooms, toilets, canteen and storage
- Clovelly Childcare Centre - stage two refurbishment works to the centre completed with facilities that include a new children's bathroom and laundry
- Kensington Oval storage - a new storage facility provided within the park
- Cromwell Park Beach Inspectors Tower - upgrade works to the existing structure completed
- Coogee Eastward Senior Citizens' Centre - construction to upgrade the facility with a new roof, kitchen facilities, an accessible ramp and opened terraces commenced
- Kensington Community Centre - planning stage on a new community centre commenced which will include two rooms for hire, onsite parking, an outdoor gym, half basketball court, additional landscaping and footpath works
- Coogee Beach (lower promenade) amenities - plans to construct new toilets, showers and change rooms on the lower promenade at Coogee Beach, next to the lifeguard offices commenced
- Randwick Town Hall - planning stage to include extensive heritage renovation commenced to re-establish the integrity of the historic building
- Mahon Pool amenities, Maroubra - plans commenced to provide new toilets and change facilities within Jack Vanny Reserve
- Yarra Oval storage - plans commenced to improve storage for the sporting groups who use the reserve.

For more details on our Buildings for our Community Program turn to page 67.

Our public assets are well maintained and meet service standards

There has been an increase in the average overall condition of our public infrastructure since 2008. This reflects our expenditure on infrastructure which since 2008, has exceeded the value of maintenance required to maintain assets in a satisfactory condition.

For more detail on the condition of our assets please refer to page 77.

In 2014-15 we spent $10.2 million maintaining the City's assets to keep them to a satisfactory condition.

This year our focus has been to ensure our streetscape gardens are continuously improved and maintained. We are now maintaining more open space in and around Prince Henry, Little Bay.

With the remediation of the Chifley Sports Reserve complete, we implemented a maintenance regime for the new sport facilities to ensure they are maintained to a high standard.

We allocated additional teams to open space maintenance and improved our work practices to ensure we are increasingly better able to quickly address service requests. Reflecting our proactive approach we are increasingly responding to repairs and maintenance before they lead to cause for concern.

In October 2013, Randwick City Council was the first council in NSW to have its Special Schedule 7 asset report audited without qualification, demonstrating a high standard of financial infrastructure asset management. Our Special Schedule 7 for 2014-15 shows 88 per cent of our assets are rated as either good or excellent in terms of their condition.

We keep our City clean and looking inviting

73 per cent* of residents are satisfied with cleanliness of Randwick City.

Randwick City has a magnificent coastline. Each day we rake and also manually clean our main beaches (Clovelly, Maroubra, Coogee and Malabar).

To protect our beaches and bays from pollution, Council takes a whole of catchment approach to collecting litter and other general gross pollutants.

We have installed litter bins throughout the City in commercial centres and open spaces. In our commercial centres the litter bins are collected twice daily.

Places for people

We have doggy bins located in our off-leash dog parks. These bins are serviced every day and sometimes twice a day in busy periods. We undertake regular street sweeping to collect litter before it reaches our drains and we have gross pollutant traps (GPTs) installed on our key stormwater drainage lines to collect litter before it enters our waterways. In 2014-15, we collected 298 tonnes of litter from our GPTs.

This year we changed our graffiti management work practices and our teams travel throughout the City seven days a week detecting, investigating and removing graffiti, often well before it is seen by the public. Reflecting our proactive detection and removal of graffiti, service requests to remove graffiti have fallen significantly from around 700 to 575.

Last year we removed around 20,000 square metres of graffiti.

We responded to 94 per cent of residents waste service requests within target service level timeframe.

During 2014-15 we received 45,216 service requests, varying from waste services to animal problems. While the number of service requests increased on last year, we continued to meet these requests in a timely manner and at a consistently high rate. In 2014-15, 94 per cent of service requests were met within agreed time frames.

Each week on average we collect waste from 40,994 bins; recycled material from 21,213 bins; and green waste from 14,727 bins.

As part of our program to educate on waste management, Council provides free recycling collections for a number of local schools and free recycling education sessions.

Community safety, health and well being

87 per cent* of Randwick City residents are satisfied with the level of community safety.

Randwick City Council is committed to ensuring our community's safety and helping to provide for its health and wellbeing. This year Council's regulatory officers implemented a range of inspection and enforcement programs, including:

- responding to 9,203 customer action requests
- inspecting 1,454 food businesses and temporary food vendors
- undertaking 685 building and fire safety inspections.

Over 200 local food businesses are participating in Council's Scores-on-Doors Food Safety Program and this year Council developed an online 'interactive map' for diners to check out the safety and hygiene rating of food businesses in the City.

Council has a close working relationship with the local area command and Council carried out a number of joint compliance patrols of late-night trading premises with the Police, to ensure that building, planning and liquor licensing requirements are satisfied.

This year:

- more than 1,000 children from local schools participated in Council's Surf and Water Safety Program
- there were 443 surf rescues at the City's beaches
- water quality at the Des Renford swimming pools was 100 per cent compliant with Health Department Guidelines throughout the year
- Council completed more than 2,000 jobs under the Home Maintenance and Modification Service (HMMS). The HMMS provides quality and reliable assistance to disadvantaged and older residents to enable them to live independently within their homes and communities.

Diverse and affordable housing

The level of housing stress has increased to 34 per cent[1].

[1] ***Source:*** *Median weekly rent divided by median weekly household income*

Council continues to be involved in facilitating initiatives to retain and encourage provision of affordable housing in Randwick City. Council's affordable rental housing program is designed to assist low to moderate income earners, working in key local services such as childcare, hospitals, police, and education institutions, who are unable to rent locally without succumbing to housing stress.

In 2014-15 Council accepted ownership of three additional units to Council's affordable rental housing program via a negotiated planning agreement process on key sites.

At the end of the 2014-15 financial year, Council's affordable rental housing portfolio increased to 20 units; 17 of which are tenanted and three units yet to be transferred to Council ownership.

We value our heritage and the natural environment

87 per cent* of residents are satisfied with protection of the City's heritage buildings and items.

Randwick's LEP contains over 500 heritage items and Council set aside an annual budget to maintain Council owned historically significant monuments.

Work is well under way for the completion of an updated version of the 'Sculptures, Monuments and Cultural Material' brochure listing outdoor public artworks and historic artefacts in streets and parks of Randwick City. The brochure provides a description, artist and photographs of each of the 43 items and maps showing their exact location.

We continued work to protect and celebrate our natural and built heritage by:

- recognising the cultural and social heritage importance of places of significance to our Aboriginal and Torres Strait Islander community
- providing heritage comments for 216 development applications
- advocating to make the open space on the Commonwealth owned Malabar Headland more accessible to the community. This year the Commonwealth Government announced that it is handing the eastern lot of the headland site to NSW Government as national park. Council continues to work closely with National Parks and Wildlife Services NSW to progress this critical missing link for the Coastal Walkway between Maroubra and Malabar Beaches
- continuing to work with the representatives of various golf clubs with the objective of establishing a connected route for the Coastal Walkway through the southern section of the City
- continuing to work closely with Beachwatch in monitoring water quality. In 2014-15 Beachwatch permanently included the South Maroubra rockpools in its monitoring program. This work demonstrates Council's ongoing dedication to protecting our beaches and coastline
- hosting the 'Women of Empire' exhibition of First World War uniforms and costumes and the "And They're Racing…" exhibition which included items from the vast collection of the Australian Turf Club, at the Bowen Library
- conducting a walking tour on the former Prince Henry Hospital site for Sydney Coastal Council representatives
- hosting monthly local and general history lectures, together with the Randwick and District Historical Society. This year speakers included Einar Docker from the Powerhouse Museum, Coogee MP Bruce Notley-Smith, author Vashti Farrer and local surfing champion and author Mark Scott. 405 people attended these lectures throughout the year
- answering 1,752 general local history queries and 68 in-depth research queries through our our Local Studies and Family History section at the Library.

During the year Council carried out conservation work on the James Robertson fountain at Coogee, the Bieler Park gateway at Randwick and to Council's heritage listed retaining wall in Cooper Street, Randwick.

A prospering City

Kingsford Night Noodle Market.

We have a strategic and collaborative approach to economic development

The Randwick Economic Development Strategy (2009) contains time framed actions and initiatives specifically developed to facilitate a prospering City by supporting and promoting economic development across all aspects of the local economy.

When planning and implementing the actions developed under the strategy, Council's Economic Development function consults widely with both local businesses and the local Chambers of Commerce.

This year Council began a comprehensive local business study in order to gain a better understanding of the dynamics of the local economy and to benchmark and track changes within local business.

There are 54,593[1] local jobs in Randwick City generated by 11,500[2] local businesses. Our City's Gross Regional Product is $7.77 billion[2].

Of our estimated 143,776 residents, 75,114 are in the workforce[1].

[1]***Source:*** *National Institute of Economic and Industry Research (as at December Quarter 2014)*

[2]***Source:*** *Australian Business Register (as at December Quarter 2014)*

95 per cent* of Randwick City residents said they prefer to shop in their local neighbourhood.

This year the inaugural Kingsford Night Noodle Market was held in the Kingsford town centre. Meeks Street was temporarily closed from mid afternoon and transformed into an outdoor dining venue with street food stalls, themed lighting, music and amazing entertainment.

Local restaurants took up the offer to have a free street stall and served a wide range of their freshly cooked signature dishes. The Night Noodle Markets offered the community a taste of the amazing and varied cuisine that is available at Kingsford.

This year Council again sponsored the Earth Hour Dine Out by Candlelight which widely promoted the 60 local cafes and restaurants participating in the event.

Our commercial centres are vibrant

91 per cent* of Randwick City residents said they are spending the same or more at shops within Randwick City than 12 months ago.

Each weekday we make around 40,000[1] trips to our local shops. We make these trips in our cars, on our motorbikes or bicycles, by public transport or by walking.

[1]***Source:*** *NSW Bureau of Transport Statistics, Household Travel survey 2012-13*

To ensure our commercial centres stay vibrant, Council continued the ongoing upgrade of the Randwick commercial centre this year. This included new paving, kerb and guttering and new street furniture in both Belmore Road and Alison Road.

At Maroubra Junction we installed new footpath paving and street furniture along Anzac Parade and Maroubra Road.

We are designing a major upgrade of Coogee Bay Road between Arden Street and Brook Street. The upgrade will include the undergrounding of power, wider footpaths for outdoor dining, footpath paving and street furniture to give the Coogee commercial centre a fresh new look.

92 per cent* of Randwick City residents are satisfied with commercial centre cleaning.

There are 11,500 local businesses in Randwick City.

A prospering City

Visitors and recreation

While visitors can make a significant contribution to employment and the ongoing prosperity of Randwick City, Council is aware of the need to be sensitive to any associated environmental or social issues.

72,609 international visitors spent at least one night in Randwick City in the 12 month period ending March 2015. Visiting family and friends was the main reason for their stay.

To promote visitors to Randwick City, Council partners with Randwick City Tourism Inc to update and distribute a Randwick City Tourism brochure and area maps.

Our major visitor attraction is our Coastal Walkway. The section which extends from Coogee to Bondi is currently rated by TripAdvisor Australia as the number one of 558 things to do in Sydney.

This great asset provides access to fantastic vantage points along our magnificent eastern coastline that stretches from Clovelly to La Perouse. Randwick City Council aims to complete the Coastal Walkway along the entire 29 km of coastline in Randwick City. Over 80 per cent of the Coastal Walkway has been completed on land that Randwick City Council manages, and work continues to develop the walkway through National Parks and Wildlife managed areas and the public golf courses in the south of the City.

During 2014-15 we invested $175,000 on the continuation of the Coastal Walkway, mostly on the Malabar Headland.

Education and Heath Precinct

The University of NSW and the Randwick Hospitals Complex are identified as a Strategic Centre.

In 2014, the NSW Government released 'A Plan for Growing Sydney' the new metropolitan strategy for Sydney. This new plan identifies the Randwick Education and Health precinct as a strategic centre. Strategic centres are defined in the plan as priority locations for employment and retail activity.

We are continuing to work strengthening the precinct as a centre of excellence for education, health and medical research employment, in consultation with key stakeholders and the community, and importantly, to integrate the CBD and South East Light Rail project to the centre.

In the year ending March 2015, over 72,600 international visitors spent at least one night in Randwick City.

The Spot Festival Randwick.

Moving around

Heffron Pedal Park, Maroubra.

Planning for light rail

We have been working closely with Transport for NSW (TfNSW) and ALTRAC (the light rail construction consortium), on achieving the best outcomes since the announcement by the State Government for light rail between Randwick City and Central Sydney.

With light rail construction due to commence in Randwick City from early 2016, we have been involved in numerous forums examining how to maximise the positive benefits of this new public transport option. The State Government, through TfNSW, has been receptive to many of the proposals which we have made. We are also seeking to minimise adverse impacts where possible.

Introduction of this new service will transform public transport in our region. In preparation for its introduction, and over the year, Council:

- signed a Development Agreement with TfNSW which defines key standards and commitments for the light rail project;
- strengthened partnerships with key stakeholders including the UNSW and NSW Health to provide a platform for discussion and collaboration on positive outcomes for the design of the Light Rail project;
- adopted a Light Rail Support Plan identifying $63 million in projects and improvements to support residents and businesses in and around the light rail alignment, including parking, local traffic management, place-making, cycle connections and stormwater infrastructure; and
- established a Community Light Rail Support Plan Committee with local residents and business representatives to advise Council on implementing the Support Plan measures.

Encouraging walking and cycling

63 per cent* of Randwick City residents are satisfied with the construction of cycleways.

This year we continued to undertake substantial work on the construction and maintenance of footpaths and roads to improve cycling and pedestrian access around the City. We encouraged walking and cycling by:

- constructing approximately 10,000 sq metres of footpaths throughout the City including a shared bike path network within Heffron Park and separated path in Day Avenue, Randwick between Anzac Parade and Doncaster Avenue. This will be an integral link with development of our long term north-south cycleway proposals
- upgrading pram ramps within the City
- hosting Bike Week events at the Eco-living Fair
- producing and distributing free, high quality, informative walking and cycle maps
- running bicycle courses for the community
- undertaking early design work for the Anzac Parade north-south bike route.

Road and pedestrian safety

The most recent annual data suggests that there was a reduction in the number of recorded motor vehicle crashes across the City from 655 to 631 and about the same number of pedestrian accidents (from 54 to 53)[1].

[1] ***Source:*** *Roads and Maritime Services, Road Traffic Crashes in NSW 2013*

This year Council's focus has again been on pedestrian safety, particularly for seniors and commuters. To alert commuters to road safety risks in the surrounding area, we posted maps of accident hot spots at ten bus shelters.

We continued a range of road safety programs. This year they included *Hold Me Close, Keep Me Safe*, a program designed to raise driveway safety awareness and increase safety for children. For a sixth year we offered a free child restraint car seat fitting service. This year 391 Council distributed vouchers were used to check the fitting of child car seats and over 40 per cent of these vouchers were used by new and expectant parents[2].

[2] *includes parents of 0-6 months old children*

Moving around

"My husband thought he would be able to fit our child seat fine ... turned out he missed an important bit. He only went along to the fitting check as I had a voucher - Thank goodness!"

We worked with the Traffic Committee when considering safety and accessibility issues within our City. The Traffic Committee is made up of representatives from the RMS and the NSW Police Service, our Local State Member of Parliament and Councillors and meet monthly.

In 2014-15 we constructed several traffic facilities to assist in managing traffic and promoting road safety. These included:

- a refuge island in Elphinstone Road, South Coogee
- extending the refuge island and kerbing in Anzac Parade/ Bilga Crescent / Kenny Avenue in Malabar
- creating a separated bicycle facility in Day Avenue between Doncaster Avenue and Anzac Parade in Kensington
- constructing a median island to control truck movements in Perry and McCauley Streets in Matraville
- reducing the width of Moverly Road at the school crossing to the Maroubra Junction Public and International French Schools, east of Ian Street, Maroubra
- constructing a pedestrian refuge in Roma Avenue / Cottenham Avenue in Kensington.

Management of car parking across the City

60 per cent* of Randwick City residents are satisfied with the availability of car parking in commercial centres in the Randwick City area.

The resident parking schemes are continually reviewed. Where appropriate and supported by the community, these areas are expanded to give parking priority on the street to residents who cannot park on their own property.

Car share usage

Randwick City Council continues to make car share parking spaces available as more residents decide to use car share vehicles. From January to June this year (2015), an additional 350 Randwick residents and businesses joined the car share scheme; resulting in 3,133 current Randwick members. The average number of trips made per month by Randwick members over this six month period increased to 2,025, up from 1,819 for the same period in 2014.

There are 780 fewer cars parked on streets in Randwick City because of carshare programs.

Given current membership levels, and based on an August 2014 survey of the opinions of Randwick car share members, there would be a requirement for an additional 782 car parking spaces on Randwick streets if car share vehicles were not available and used to the extent that they are.

Looking after our environment

Randwick Community Centre Garden.

Leadership in sustainability

Following a decade of successful sustainability transformation across Randwick, Council's Sustaining our City (SoC) initiative this year commenced its third consecutive five-year implementation period, from 2014 to 2019.

Sustaining our City is funded by a special six per cent Environmental Levy, approved by residents, Council and the Independent Pricing and Regulatory Tribunal on three occasions since 2004. This levy has provided a dedicated level of funding for specific environmental improvements and sustainability programs across the City.

Randwick is leading the way with this dedicated levy for two main reasons. A recently completed re-calculation of our ecological footprint confirms the extent of resource consumption by Randwick residents. Randwick residents' consumption of natural resources is below the average for Australians but, in an overall context, our lifestyles and level of consumption of resources and amounts of waste generated, indicate that each of us is consuming the equivalent of 3 Planet Earths of natural resources per year.

This level of over-consumption is significant if we want to ensure a legacy for the future generations growing up and living and working in our City that is based on providing a similar or matching standard of living that we currently enjoy ourselves. The reported threats posed by Climate Change are already calculated to place greater pressure on future generations.

Secondly, Randwick's three-yearly Who cares about the Environment survey of its residents on their concerns, and their own level of actions taken to protect the environment, highlight the continuing importance of environmental issues for our residents, their families and the wider community. Environmental concerns remain high and community expectations on the actions Council should be taking to protect the environment are equally high.

This survey, last completed in January 2014, confirmed that 82 per cent of residents remain concerned about the environment. The majority of residents surveyed supported the continuation of the range of environmental programs underway via Council's Sustaining our City initiative.

Our programs and their outcomes are dependent on the initiatives and level of investment rolled out under Council's SoC umbrella. Council is continuing to address outcomes identified under the SoC umbrella with a comprehensive program covering each of the main environmental and sustainability issues of concern. These key issues are addressed below.

Key environmental programs and activities

Conservation of our coastline

We are conserving our 29 kilometres of beaches and foreshore through continuing environmentally sensitive extensions and improvements to our Coastal Walkway.

This year Randwick City's Coogee Beach Foreshore Water Management won the Clean Beaches category of the Keep Australia Beautiful 2014 Sustainable Water Award.

Conserving resources

We are conserving water resources through the re-use, recycling, treatment and harvesting of stormwater run-off, borewater and rainwater.

Council's water consumption across all of its sites has increased by approximately nine per cent due to expansion at our facilities particularly at the Des Renford Leisure Centre. However our continuing investment in major stormwater harvesting and treatment systems has shown in excess of 300 million litres of water being used for irrigation purposes, toilet flushing and hard surface washdown from these alternative water sources.

Greenhouse emissions

We are responding to Climate Change and reducing greenhouse gas emissions through programs and investments in energy conservation, increased energy efficiency and increasing opportunities for renewable energy within Council buildings.

The ongoing implementation of our Energy and Greenhouse Management Plan continues to identify prioritise and implement energy saving projects resulting in cost savings and reductions in greenhouse gas emissions across Council

Looking after our environment

sites. Detailed energy audits of our top four energy consuming sites (Administration Building, Bowen Library, Des Renford Leisure Centre and Works Depot) identified energy efficiency opportunities capable of reducing our energy consumption by 15 per cent and achieving potential annual cost savings of $206,000.

Our Renewable Energy Master Plan has been completed to supplement priorities established in our Energy and Greenhouse Management Plan. Subject to Council's approval, this master plan will contribute to the implementation of additional renewable energy projects across the City.

Further examples of innovation include the application of a new road resurfacing process using 'Warm Mix' asphalt which began in 2014-15. Whilst providing the same quality of road surface, we have reduced greenhouse gas emissions by approximately 118 tonnes of CO2-e. This quantity of CO2 is equivalent to emissions generated by a passenger vehicle travelling 615,000 km.

Randwick City Council's participation in the SSROC's Street Lighting Improvement Program has resulted in successful LED street light changeovers by Ausgrid on our main roads. The energy consumption of these new 29 watt LED streetlights will achieve up to 70 per cent energy savings from the conventional street lighting they replace. Not only will the LED lighting be more energy efficient, it will also cost less over the life of the light compared to existing street lights.

Promoting and conserving biodiversity

3.5 per cent of our open space land is zoned for environmental protection

We are increasing native and indigenous tree planting aimed at protecting and restoring public and private areas for native animals and plants.

Council continues to provide strong support for the restoration, protection and extension of habitat planting and areas aimed at conserving native flora and fauna across public and private land areas of our City.

Our bushcare program and staff working closely with volunteers and specialist contractors to protect and maintain these important areas of native vegetation.

In 2014-15 there were 16,000 hours of bush regeneration, weed control and revegetation work conducted in 30 Council managed reserves, supported by 15 Bushcare and four Parkcare volunteer groups.

Council's responsibility includes recovery actions for the endangered ecological community, Eastern Suburbs Banksia Scrub and the endangered Acacia terminalis subspecies terminalis and other locally rare species.

Surveys are underway to monitor fauna and amphibian populations in various areas and our efforts have demonstrated a doubling of the endangered Acacia terminalis species within the Bunnerong Road, Chifley area.

This year the Plan of Management for the 13 hectare Randwick Environment Park was adopted by Council to ensure the protection of this significant area of native bushland and wetland.

Council contributed to the greening of our City by planting in excess of 40,000 native plants, grasses and shrubs in Council parks and reserves and around 460 street trees throughout the City during 2014-15. Many of these were sourced from the 190,000 native and indigenous plants propagated in Council's Nursery.

There are currently around 500 species of indigenous plants and 300 native fauna species, including frogs, reptiles, birds and mammals that have been recorded in Randwick. This represents 25 per cent of all species indigenous to the Sydney Basin, which remains one of the main centres of plant diversity in Australia.

Community education

We encourage an increasing level of community involvement and participation in taking action to help protect our environment through numerous educational and informative initiatives.

We encourage individuals to take new found skills and understanding on environmental sustainability and share it with their families, friends, school and workplace networks to create the changes which will contribute to a more resilient environment.

This year we gave 115 sustainability education sessions at local schools at which over 3,000 students learned about recycling, reducing waste, worm farming, composting and water and energy saving.

We conducted 15 community workshops attended by around 250 residents and undertook a door knock education campaign to educate about waste management practices.

Some of the more specific results and achievements of our sustainability efforts for 2014-15 include:

- continuing the remediation and monitoring of former landfill sites in Randwick, with ongoing work transforming the Chifley sports fields and Heffron Park. Many of these former landfill sites contribute important passive or active recreation facilities for our community
- a stormwater harvesting project included as part of the Chifley Playing fields upgrade and construction – contributing to more than 300 million litres of potable water saved across our buildings, parks and playing fields
- expanding the community facilities at our sustainability education 'hub' at the Randwick Community Centre with the completion of an outdoor education classroom, balcony and small-garden learning area, and apiary trail demonstrating stingless native and honey bees
- implementing our Energy and Greenhouse Management Plan across our four main energy-consuming sites to conserve energy and demonstrate greater energy efficiency at our Des Renford Leisure Centre, Council's Administration Building, Bowen Library and Maroubra Works Depot
- continuing our 3 Council sustainability collaboration project with neighbouring Waverley and Woollahra Councils aimed at reducing consumption of natural resources through innovative projects that include: the Compost Revolution taken up by more than 30 other Victorian and NSW councils, and saving in excess of 800 tonnes of food waste each year; and Business Water Audits saving local businesses more than $500,000 in annual water costs and reducing water consumption in excess of 200,000 litres each year
- organising major community education projects across the City each year including our annual Eco-living Fair, Dine Out for Earth Hour, an information stall during Orientation Week at UNSW, as well as summer, autumn and spring time marine and coastal discovery programs
- continuing school and community funding support for food and native gardens, rainwater tanks and bicycle racks in local schools, as well as school excursions on saving energy and water at our new outdoor education classroom
- conducting free sustainability courses for residents throughout the year, covering permaculture and organic gardens and orchards, balcony gardens, composting, worm farming, leadership, bike maintenance, energy and water conservation, reducing waste and increasing recycling and waste recovery
- continuing our food waste collection and processing trial for around 4,000 residents in multi-units and apartments across the City.

Managing environmental risks and impacts

We take a precautionary approach to the management of environmental risks.

This year Council received $34,150 in funding through the NSW Government's Coastal Management Program to complete a coastal hazard risk assessment. This will include an assessment of beaches and headlands on the open coastline within Randwick City including Coogee and Maroubra Beaches. The funding requires Council to match dollar for dollar, which is to be provided through the Environment Levy.

Preparation and review of flood management plans and studies continues for our ten major catchment areas with the next flood study planned for the catchment known as Birds Gully and Upper Bunnerong Creek. This catchment extends into Botany Bay City Council and the grant application for this study was a joint submission between Randwick and Botany Bay City Councils.

Council's review of our Climate Change Adaptation Roadmap has been completed and is intended to inform and guide us on the way forward in responding to Climate Change.

Looking after our environment

Sustainable waste management

The NSW Government has reviewed and adopted a new Waste Avoidance and Resource Recovery Strategy resulting in an amended target to 75 per cent for the amount of household waste diverted from landfill by local councils by 2020.

Randwick City Council currently diverts 56 per cent of household waste from landfill.

Council's Waste Management Strategy is currently under review and is expected to identify new ways to progress and improve resource recovery initiatives for Randwick. As part of this approach Council continues to have agreements that enable up to 20,000 tonnes of household waste to be processed at SITA's Alternative Waste Treatment facility.

Kerbside collection services for residents recovers recycling, garden organics, food waste and other household items for re-use into a range of products ultimately avoiding this material ending up in landfill.

Our food waste processing and collection trial continues for approximately 4,000 multi-unit apartments and during 2014-15 approximately 40 tonnes of food waste was collected for composting and conversion into organic material and bio-energy.

Council's electronic (e-waste) collection service resulted in approximately 123 tonnes diverted from landfill this year while our thin plastics and plastic bag collection has resulted in more than 500,000 bags and plastic items recycled. During the year four tonnes of polystyrene has been recycled and just under 3,000 mattresses have been picked up for recycling in our kerbside collections.

Statutory information

Introduction

As required by legislation, the following information details the annual reporting requirements of Randwick City Council.

Community development activities and events

Randwick City Council undertakes and partners with not-for-profit and government agencies to deliver a wide range of community activities for the broader community and specific target groups. Such activities and events are held throughout the year, designed to bring the community together for entertainment, learning and information exchange or recreational purposes. The Council invests in these activities as a tool for promoting healthy and cohesive communities. In 2014-15, the Council implemented the following key programs and activities:

Program name	Description	Target group	Attendance number
Art Therapy Presentation and Creative Workshops	Two creative workshops held November and April exploring with participants therapeutic benefits of art-based therapies for individuals, families and community impacted by mental illness	General community	190
Christmas Cheer Donation Program	Provision of a financial donation to 11 Seniors Groups and organisations in December as a contribution towards their end of year festivities	11 Seniors Groups and organisations in Randwick City	200
Christmas Gift Program to local nursing homes	Provision of on-site concert performance at 10 local Aged Care Facilities and Hostels in Randwick City in December	Frail aged and carers	Residents of 10 Aged Care Facilities and Hostels
Back to Prince Henry Day	Council's signature Seniors Week event held on site at the Prince Henry Nursing and Medical Museum in March , comprising of local musicians, Aboriginal cultural workshops, and a range of intergenerational activities	Seniors and their friends and families	1,500
Parenting Workshops	Coordinated the preparation of half yearly workshop calendar for local service providers and held 9 workshops on different topics throughout the year	Families with young children	300
Twilight Concerts	A monthly program of 11 evening concerts held at the Randwick Town Hall and Prince Henry Centre at Little Bay under the Cultural Arts Program	General community	3,500
I am Local – cultural diversity and community pride campaign	151 Randwick City residents and workers from different nationality backgrounds were selected to have their face printed onto a street banner. Banners flew throughout Randwick city for the months of May to June	Randwick city residents, students and workers	151 participants General public
CultureFEST	Youth Week 2015 event held in April. CultureFEST was an afternoon of music and art by local musicians and artists and included games and activities by local youth and health services	Youth	400

Continued – Community development activities and events

Program name	Description	Target group	Attendance number
International Women's Day Art Competition	Art Competition and exhibition for women held in March	Women	150
Lexington Place Busking competition	An annual busking competition held in November at Lexington Place, Maroubra	People who live, work or study in Randwick City	80
Playwriting and Performance Workshops	Two workshops held in August and April, providing creative opportunities for people aged 16 years and over, to learn about script writing and performance, and to collaborate between generations	General community	50
Mayor's Volunteer Morning Tea	Thank you morning tea and presentation, held for local volunteers, in June 2015	Community members who volunteer in Randwick City	160
Literary programs	Through Randwick Library, Council offers book clubs for different ages. Babies and toddlers are introduced to books through special programs such as *Babies love books*, *Bop 2 Books* and *Saturday Storytime.* Pre- and primary school children attend the *Undercover Book Club, Totally Random Book Club and Kids' Club.* Each month Author Talks by well-known authors are held, and history talks are hosted jointly by the Library and Randwick and District Historical Society.	General community	24,500
Literacy skills	Literacy skills are taught through the Literacy Book Club, Storytime in other languages program, and English Conversation Classes. As part of Children's Book Week, writing workshops and other activities are offered to encourage children to immerse themselves in literature and develop their literacy skills.	Culturally and linguistically diverse backgrounds	1,100
Learning programs	Learning opportunities are offered in a variety of formats including: writing groups for youth and seniors; Computer Classes/Training for seniors and CALD; Web Development workshops, author, technology and local history talks; HSC talks and through Library tours. Play Workshops are offered for parents to learn about child's development and relevant toys and games for each stage. Randwick's Sustainability Centre hosts school excursions where children learn about environmental issues such as energy and water saving initiatives, recycling and growing vegetables.	General community	4,100
Recreational Activities	Randwick Library runs numerous school holiday activities, after-school clubs (offering board games, coding, chess, musical theatre, art), the Spark Science club for children, arts and craft classes and Bridge Club for seniors, and outreach events such as Beach Storytime, Dinosaur Day and school assembly visits. Council runs the popular Marine and Coastal Discovery program three times a year. Activities included in the 2014-15 program included kayaking, rockpool rambling, snorkelling, interactive show and tell talks about coastal fauna and flora, and coastal walks.	General community	4,400
Lionel Bowen Young Writers' Award	Held biennially, this program is run in conjunction with the University of NSW and Juvenilia Press, to encourage the development of creative writing skills in Years 3-12.	Youth	300

Community partnerships, joint projects and service coordination

Randwick City Council has developed strong and ensuring relationships with other community organisations, government departments and individuals over many years and works with these groups to encourage improved understanding of local needs. Council officers also support and partner local support providers and community groups to hold events or undertake capacity building projects.

Program name	Description	Target group	Attendance number
Community Drug Action Team (CDAT)	Convene quarterly local CDAT forums and participated in joint projects designed to minimise harm	Young people	200
Development of Extra Life: Beach safety DVD with booklet	November 2014 In partnership with Matraville Sports High School, working with Council Lifeguards and Gift Horse films, this short film communicated four key beach safety messages	Young people and newly arrived migrants	250 DVDs distributed to local schools
Aged & Disability Services Information Expo	May 2015 Partnership project with the Inner Sydney Regional Council. To promote services and support programs for older people, carers and people with a disability	Seniors, carers, people with a disability and the general community	500
Community Mental Forum	July 2014 Held in partnership with the Schizophrenia Fellowship of NSW to raise awareness and increase understanding about mental health issues in the broader community	Consumers and carers impacted by mental health issues	220
Twilight Tours at Prince Henry Nursing and Medical Museum, Little Bay	October 2014 and April 2015 Themed interactive talks and tours on the history of the former Prince Henry Hospital at Little Bay in partnership with the Nurses Association	Residents and visitors living in Randwick City and surrounding areas	220
Your Brain Matters Presentation	February, March and May 2015 Three sessions held in partnership with Alzheimer's Australia NSW and the Eastern Sydney Dementia Advisory Service	Carers and general community	500
Let's Talk About Anxiety Seminar	September 2014 Held in in partnership with Carers NSW. Exploring anxiety issues and promotion of new mental health services and support programs available to residents	Carers and supporters of people who suffer from anxiety	80
World AIDS Day film screening 'I am a Girl'	December 2014 In partnership with HIV and AIDS Related Programs unit, Randwick Council hosted a screening and Director's Q&A at the Ritz, Randwick	Randwick City residents	140
Moving through the Speed of Change	December 2014 In partnership with Botany, City of Sydney, Woollahra and Waverly Councils, this event focused on current reforms and supported local services in partnerships and capacity building	Support service agencies	90

Continued – community partnerships, joint projects and service coordination

Program name	Description	Target group	Attendance number
Kooloora Community Centre on-site support	Twice weekly during school term Provision of on-site assistance on a two day per week basis at Kooloora Community Centre to provide general assistance and support Play Group session held for families in public housing neighbourhoods	Families and pre-school children, and public housing residents	50
Domestic Violence Harm Prevention Program	November to December 2014 Joint delivery of a suite of domestic violence prevention project, including the LoveBites Respectful relationship Program that is delivered in local high schools	Year 10 high school students in Randwick City	All year 10 students in the LGA
Key Word Sign Workshop	A workshop held for parents with disabilities to support language development of children	Families with children	40
Kooloora Community Safety Forum	Delivered a community safety forum in collaboration with key agencies, police and Kooloora Community Centre	General community	60
Soldiers Settlement Public School Bush Tucker Garden	May 2015 Development of a bush tucker garden for cultural education purposes	Youth	100
The Greening of Grace – A Play reading	November 2014 A professional play-reading held in in partnership with The Actors' Forum.	General community	120
Safe Talk	June 2015 Held in partnership with Carers NSW and Lifeline. Involving suicide prevention awareness training for people who care for someone with a mental illness	Carers who reside in Botany and Randwick Cities.	40
Older People and Mental Health Forum	June 2015 A forum aimed at recognising and responding to the mental health needs of older people living in the community. Held in partnership with POW Hospital Aged Care Psychiatry Service	Aged Care and Mental Health Community Workers and members of the general public	190
Breast Cancer Morning tea	Nov 2014 Delivery of a breast cancer morning tea with Guriwal Aboriginal Corporation to raise awareness within La Perouse. Breast Cancer Van onsite on site for two weeks	Women and members of the general community	300
Youth Off The Street Outreach Project Xmas party	Dec 2014 Support and sponsorship of activities in Coral Sea Park, South Maroubra	Youth and general community in the local neighbourhood	200
NAIDOC Week Activities	Jarrah House Morning tea, La Perouse Local Aboriginal Land Council Morning Tea, Souths Cares Program activities and bbq at Heffron Park, Maroubra, and Prince Of Wales Hospital Morning Tea	Community	1,000+

Community and corporate events

The following is a list of events that are held by Council to celebrate or commemorate occasions of significance to our communities. These include large scale, outdoor events where members of the general public are invited to be a part of the occasion.

Program name	Description	Target group	Attendance number
Neighbour Day at Little Bay	An open day held August in at the Prince Henry Centre celebrating local government week. Free activities and live entertainment	City-wide community	1,000
World War I Commemoration	Randwick Community Service of Commemoration held at St Jude's Church for the Centenary of the commencement of World War I in August. The service included candle lighting, readings, songs and prayers followed by the ringing of the church bells. A reception was held in the church hall. Churches and places of worship within Randwick City were invited to ring their bells at dusk	Local community and members of the Church	500
Eco-living Fair	A free, sustainability Festival, held in September promoting innovative green living in a fun, family-friendly environment for the community to come and enjoy	City-wide Community	6,500
Garden Awards	The annual Garden Awards held in September are judged by professionals and promote a sense of pride in gardens in our community. The categories are sponsored by local businesses and the presentation is held at the Eco-living Fair	Participating gardeners and sponsors	150
Mayoral Election and Civic Reception	A reception held following the election of the new Mayor in September	Councillors, local community	200
Bali Commemoration Ceremony	The 12th annual commemoration ceremony held at Dolphins Point, Coogee in October. Attended by a large number of family, friends and residents, speeches were delivered in tribute to those who lost their lives while visiting Bali	Families and friends who lost someone in the 2002 bombings, Councillors, MP's and local community	500
Malabar Family Fun Day	This family day remembers the lives of the nine Malabar locals who were lost in the Bali tragedy. A concert and BBQ takes place at Cromwell Park in October	Local community	1,500
NRL Live Site	A screen streaming the October NRL Grand Final game between the Roosters and the Rabbitohs at Coogee Beach	City-wide community and Botany Bay community	5,000
Rotary Civic Reception	In November and May the Mayor hosts a reception for local Rotary Clubs to thank them for their community service work throughout the year	Members of Randwick and Maroubra Rotary Clubs	100
Sports Awards Presentation	Randwick City Council acknowledges its finest athletes through the presentation of the annual Awards for Sporting Achievements held in November	Primary and high school children, sporting community, surf clubs	150

Continued – Community and corporate events

Program name	Description	Target group	Attendance number
Sydney's White Ribbon Walk for White Ribbon Day	This event is held in partnership with the Eastern Beaches Local Area Command and aims to stop violence against women. The walk, held in November, starts at High Cross Park and ends at Grant Reserve in Coogee where there are speeches and a BBQ breakfast	City-wide community, emergency services	5,000
Senior's Christmas Concerts	A free Christmas concert held for Seniors living in Randwick City at Souths Juniors in December	Seniors living in Randwick City	1,200
Kingsford Night Noodle Market	The inaugural Kingsford Night Noodle Markets, held in December were a great success, showcasing the specialties of local restaurants and offering the community a taste of Kingsford	Local community	2,500
Freedom of Entry Parade, Australian Air Force Cadets	324 City of Randwick Squadron celebrated their 60th year in December by conducting a parade and performance. The Mayor was invited to inspect the troops	Local community and invited guests	300
Coogee Carols	A family-favorite event, the Coogee Carols held each December is one of the most highly attended Council events. A cast of local celebrities lead the carols as the crowd sings-along, and the night ends with a fireworks display	City-wide community	20,000
Coogee Sparkles New Year's Eve Fireworks	An alternative to the harbour fireworks, Coogee Beach is now considered a popular family destination to enjoy New Year's Eve celebrations with larger crowds attending every year	Eastern suburbs community	40,000
Australia Day Citizenship Ceremony and Community Service Awards	The citizenship ceremony and announcement of the Community Service Awards is held at the Prince Henry Centre in January	City-wide community, new citizens	240
Australia Day Celebration Little Bay and Coogee	Free community celebrations with live entertainment and activities, held in January	Local community	2,000
Cricket World Cup Civic reception	This event hosted by the Mayor in February to celebrate the Cricket World Cup, attended by members of the Randwick-Petersham and Ireland Cricket Clubs	Cricket clubs	100
Rainbow flag raising for Mardi Gras	To celebrate the Mardi Gras season, the Mayor, Councillors, Local MP's and the CEO of Mardi Gras raised the rainbow flag at the Town Hall in March to show support for the GLBTI community	City-wide community	50
The Spot Festival incorporating Harmony Day	The annual street fair at Randwick attracted thousands of local residents and visitors in March. The main stage played host to a number of entertainment acts including crowd favourite The Martini Club and instagram hit – Mis Joelle. Cultural performances took place on the Harmony Stage amongst the food and market stalls	City-wide and eastern suburbs community	20,000
La Perouse Day	Held in March, close to when the navigator Laperouse was ending his stay in the area, this reception held in the La Perouse Museum celebrates the heritage qualities and historic events of national and international significance relating to La Perouse	Local community and friends of the Laperouse Museum	150

Program name	Description	Target group	Attendance number
ANZAC Day Civic Reception	A civic reception hosted by the Mayor to recognise local ex-service men and women and members of the local RSL Clubs. Major-General Miles Conquest was the guest speaker at this April event	Returned service club members	200
ANZAC Day Dawn Service	A special dawn service held at Coogee Beach to commemorate the Centenary of ANZAC in April	City-wide community	20,000
Corroboree at Coogee Beach for Reconciliation Week	A special ceremony was held in May at Coogee to commemorate Reconciliation Week. There was traditional lighting of fire, dancing and speeches, followed by a bush tucker BBQ lunch. Elders from the Local Aboriginal Land Council attended and the event was held in partnership with Father Chris Riley's Youth Off The Streets	City-wide community and school groups	1,000
Launch of the Business Awards	A reception held in May for 2013 Winners of the Business Awards to launch the 2015 program	Businesses	60
Bastille Day	A commemoration ceremony celebrating our cultural links with the French community	Local and French community	150

Carers responsibilities

To comply with the Carer Recognition Act 2010, Part 3, Section 8 (clause 3), Council is required to report on its compliance. The following statement is provided.

The NSW Carers (Recognition) Act 2010 recognises carers' role in, and contribution to, NSW communities. As a Human Services agency in the NSW Public Sector, Council has responsibilities under the Act, and must report them annually.

Staff who are carers

Council continues to comply with the Carers (Recognition) Act 2010 through our sound Sick and Carers Leave Policy and flexible work practices. Council recently introduced 'Wellbeing' days which do not require any medical evidence to allow staff that extra flexibility when required. Also, each Carers' requirement is looked at individually to ensure that special needs are taken into consideration. As a result managers have the discretion to provide extra support when needed.

In 2014-15 over 6,600 hours of paid Carers Leave was accessed by staff at Randwick City Council.

Throughout the year Council provided staff with support and information to assist in their caring responsibilities. All Stops To Randwick, our annual Council wide training forum, continues to include regular focus on total wellbeing and mental health issues. In addition the following sessions were provided to staff:

- Suicide Talk session exploring issues in suicide prevention
- An Overview of Dementia workshop aimed at providing staff with an understanding of Dementia including a range of information on available services and support programs

Consultation and liaison with carers

The Council support carers in a range of ways, directly and indirectly. Examples of indirect support to carers by Randwick City Council include:

- use of its indoor pool at the Des Renford Leisure Centre on a weekly basis at no cost by children training for the Sydney Special Olympics, thereby reducing participation costs to parents and carers of children with an intellectual disability
- staging community events and activities at venues that are accessible so that residents and visitors, together with their carers, can fully participate in events provided to the general community
- provision of a beach wheel chair at Maroubra Beach and a water wheel chair at Clovelly Beach so that people with disabilities can enjoy the ocean with friends and families
- Randwick City Council organised information forums and healthy living workshops in partnership with peak bodies and agencies such as Carers NSW, Prince of Wales Hospital, Schizophrenia Fellowship of NSW and Alzheimer's Australia.

In 2014-15, the following health and well-being information sessions, designed for residents who provide care to family members or friends, were held:

- Aged and Disability Services Information Expo. This partnership project with the Inner Sydney Regional Council promotes services and support programs for older people, carers and people with a disability
- Community Mental Forum. Held in partnership with the Schizophrenia Fellowship of NSW, this forum is held to raise awareness and increase understanding about mental health issues
- Your Brain Matters sessions held in partnership with Alzheimer's Australia NSW and the Eastern Sydney Dementia Advisory Service, were also open to Randwick City Council staff
- Let's Talk About Anxiety. This seminar, held in partnership with Carers NSW, explored anxiety issues, and the promotion of new mental health services and support programs available to residents. This seminar was also open to Randwick City Council staff
- Safe Talk, held in partnership with Carers NSW and Lifeline, involved suicide prevention awareness training for people who care for someone with a mental illness, including Randwick City Council staff
- Older People and Mental Health Forum held in partnership with Prince of Wales Hospital Aged Care Psychiatry Service, is aimed at recognising and responding to the mental health needs of older people living in the community. This seminar was also open to Randwick City Council staff.

Human resources

Workforce Plan

In 2014-15 our Workforce Plan was updated in line with the Resourcing Strategy 2013-23. The main focus of the plan is to build a sustainable supply of high performing talent and capabilities to ensure the ongoing delivery of effective and efficient community services and programs.

The Randwick City Plan continues to underpin Council's strong reputation and employee value proposition to enable the attraction and retention of high calibre staff empowered to ensure the continuous improvement of processes and systems that impact the community.

The plan supports long-term workforce strength with annual actions surrounding the identified themes:

- aligning values and workplace
- strengthening workforce capability
- inspiring performance
- building skills and knowledge, and
- encouraging wellbeing.

Equal Employment Opportunity (EEO)

To comply with Local Government (General) Regulations 2005 Regulation 217 clause 1 (a9), Council provides the following statement on Equal Employment Opportunity (EEO).

Randwick City Council continues to reinforce its commitment to EEO and workforce diversity reflecting the values and multiculturalism of the local community.

Council continues to educate and inform its staff on the importance of diversity and inclusion and its relevance to the community. These principles are embedded in all human resource practices, and are especially emphasised in corporate induction, learning programs, leadership development, recruitment, and safety and welfare programs. Staff regularly complete EEO training to ensure ongoing awareness and to demonstrate commitment to the Randwick City Council values, especially integrity and respect.

Our award-winning 'All Stops to Randwick' annual program has been an excellent forum to reinforce key workforce diversity messages and compliance obligations of all staff.

Council again participated in the Aon Hewitt Employer of Choice survey resulting in a 76 per cent engagement score. This is an increase of 7 per cent on last year's result. This engagement score places Council in the Top Quartile of high performing organisations and the detailed feedback provides an opportunity to continually improve the way we do things and build on our positive and high performing culture.

Fees and expenses for the Mayor and Councillors

To comply with Local Government (General) Regulations 2005 Regulation 217 clause 1(a1), Council is required to provide a statement on Councillor expenses. Details of the total cost for the payment of expenses and provision of facilities to Councillors to attend to their civic duties are itemised below.

Councillors are entitled to reimbursement for reasonable business expenses when attending conferences, seminars, meetings or functions. Approval to attend conferences and seminars within NSW is granted by the Mayor and the General Manager. For interstate conferences and seminars, the Council's approval is required.

The Local Government Act 1993 requires councils to adopt a policy for the payment of expenses incurred by and the provision of facilities to, mayors, deputy mayors and other councillors.

Mayors, deputy mayors and councillors can only be reimbursed for expenses, and provided with facilities, in discharging the functions of civic office, in accordance with this policy. The Council's policy on the provision of facilities for use by councillors and the payment of councillors' expenses is available on our website.

In accordance with the Council's adopted policy, councillors are entitled to receive facilities such as a mobile telephone, laptop computer, ipad and fax machine. In addition, Council related fax and telephone calls and internet access are paid for by the Council. Other facilities such as stationery, cab charge, reimbursement for use of private vehicle, refreshments at council and committee meetings and access to councillors' rooms, are also provided. Councillors receive an allowance in accordance with the Local Government Act.

The Mayor is entitled to receive a mayoral allowance, full private use of the Council's mayoral vehicle, office accommodation at the Town Hall with associated business equipment and reimbursement of reasonable expenses incurred when attending functions or performing duties in the role of the Mayor.

The total amount of money expended during the year on mayoral fees and councillors' fees was $402,580.

The total amount of money expended during the year on the provision of facilities and the payment of expenses to councillors was $83,814. This included:

- $29,580 for internet services and phone charges, including telephone calls made from landline telephones and facsimile installed in councillors' homes, and calls made from mobile telephones provided by the Council;
- $27,166 for the attendance of councillors at conferences and seminars, and;
- $27,068 for the training of councillors and the provision of skill development for councillors.

Overseas travel

To comply with Local Government (General) Regulations 2005 Regulation 217 clause 1(a), Council provides the following report on overseas travel arrangements of Councillors and staff funded by Council.

During 2014-15 no Councillor or senior staff member travelled overseas on Council business.

Senior staff remuneration

To comply with Local Government (General) Regulations 2005 Regulation 217 clause 1(b) and 1(c), Council provides the following report on the number of senior staff employed by the Council and the total amount payable in respect of their employment.

Three senior staff members and the General Manager were employed in this category during 2014-15. Senior staff were paid a total combined remuneration (including salary sacrifice, non-cash benefits and Fringe Benefits Tax) of $1,476,422. This includes payment to a non currant senior staff member.

The individual remuneration paid to each current senior staff member is shown in the table that follows.

Position	Period Occupied	Total Remuneration ($)
General Manager	1 July 2014 to 30 June 2015	403,878
Director City Services	1 July 2014 to 30 June 2015	304,484
Director City Planning	1 July 2014 to 30 June 2015	300,633
Director Governance and Financial Services	11 August 2014 to 30 June 2015	238,204

Council grants, donations and subsidies

To comply with Local Government (General) Regulations 2005 Regulation 217 clause 1(a5), Council provides the following report on contributions and donations to others.

During 2014-15 the Council provided a range of grants, donations and subsidies to individuals, community groups and non-profit organisations. Grants are delivered through the following programs:

Community partnerships funding program

The Community Partnerships Funding Program funded social service providers to deliver services aimed at improving the health and wellbeing of disadvantaged residents. This year $225,259 was distributed to a range of local organisations.

Cultural and community grants program

The Cultural and Community Grants Program allocates funds to local not-for-profit community organisations and groups wishing to hold activities or events aimed at promoting participation and celebrating culture and creativity. In 2014-15 the Council allocated $132,386 to community groups to carry out a diverse range of activities.

Accommodation subsidies

Council contributed over $1.23 million worth of rental subsidies to community organisations over the past year. Service providers using Council owned buildings at a substantially reduced rent include baby health and childcare centres, kindergartens, youth services, the Historical Society, Learning Links, Department of Housing and Family Day Care. We also subsidise the rent for services such as surf clubs, offshore boat rescue, bowling clubs, fishing clubs, croquet club, NSW Handball, Coogee Diggers, Rotary, Surfing NSW, The Shack, Randwick Botany Cycle Club, The Junction Neighbourhood Centre and Randwick netball. The subsidies include capital maintenance of the buildings and insurance.

Further subsidies in the form of reduced or free hall hire are given to not-for-profit groups that operate for the benefit of local residents, such as seniors groups, various health services, church groups, playgroups, neighbourhood centre services, multicultural groups and precinct committees.

These payments are summarised below.

Grant funds		2014-15 $
Grants	3 Council Ecological Footprint Project	117,070
	TOTAL	**117,070**
Donations	Council Contingency Fund	154,691
	Community Partnerships Funding Program Community	225,259
	Cultural Grants Program	132,386
	Other Donations	87,945
	TOTAL	**600,281**
Subsidies	Rental Subsidies and Maintenance	1,231,867
Grants, Donations and Subsidies	Operational and Capital Subsidies to Surf Clubs and Offshore Rescue	150,000
	TOTAL	**1,381,867**
	TOTAL GRANT FUNDING	**2,099,218**

Councillor meeting attendance record

Council meetings

Randwick City Council has 15 councillors. There were 11 Ordinary Council meetings held during 2014-15.

Councillor	No. of meetings attended/No. of meetings held
Cr Andrews	10/11
Cr Belleli	11/11
Cr Bowen	10/11
Cr D'Souza	11/11
Cr Garcia	10/11
Cr Matson	11/11
Cr Moore	10/11
Cr Nash	11/11
Cr Neilson	10/11
Cr Roberts	10/11
Cr Seng	11/11
Cr Shurey	11/11
Cr Smith	9/11
Cr Stavrinos	11/11
Cr Stevenson	10/11

There were five Extraordinary Council meetings held during 2014-15.

Councillor	No. of meetings attended/No. of meetings held
Cr Andrews	5/5
Cr Belleli	5/5
Cr Bowen	5/5
Cr D'Souza	5/5
Cr Garcia	2/5
Cr Matson	5/5
Cr Moore	5/5
Cr Nash	5/5
Cr Neilson	5/5
Cr Roberts	5/5
Cr Seng	5/5
Cr Shurey	5/5
Cr Smith	5/5
Cr Stavrinos	5/5
Cr Stevenson	4/5

Committee meetings

Elections to determine the membership of council committees are held annually in September.

There were 11 Administration and Finance Committee meetings held during 2014-15.

Councillor	No. of meetings attended/No. of meetings held
Cr Andrews	10/11
Cr Belleli	11/11
Cr Bowen	9/11
Cr D'Souza	8/11
Cr Garcia	10/11
Cr Matson	10/11
Cr Moore	11/11
Cr Nash	6/11
Cr Neilson	10/11
Cr Roberts	10/11
Cr Seng	11/11
Cr Shurey	9/11
Cr Smith	9/11
Cr Stavrinos	9/11
Cr Stevenson	10/11

There were nine Environment Committee meetings held during 2014-15.

Councillor	No. of meetings attended/No. of meetings held
Cr Andrews	8/9
Cr Belleli	9/9
Cr Bowen	7/9
Cr D'Souza	7/9
Cr Garcia	8/9
Cr Matson	8/9
Cr Moore	9/9
Cr Nash	6/9
Cr Neilson	9/9
Cr Roberts	9/9
Cr Seng	9/9
Cr Shurey	7/9
Cr Smith	7/9
Cr Stavrinos	8/9
Cr Stevenson	8/9

There was one Economic Development Committee meeting held during 2014-15.

Councillor	No. of meetings attended/No. of meetings held
Cr Andrews	1/1
Cr Belleli	1/1
Cr Bowen	1/1
Cr D'Souza	0/1
Cr Garcia	1/1
Cr Matson	1/1
Cr Moore	1/1
Cr Nash	1/1
Cr Neilson	1/1
Cr Roberts	1/1
Cr Seng	1/1
Cr Shurey	0/1
Cr Smith	0/1
Cr Stavrinos	1/1
Cr Stevenson	1/1

There were eight Community Services Committee meetings held during 2014-15.

Councillor	No. of meetings attended/No. of meetings held
Cr Andrews	7/8
Cr Belleli	8/8
Cr Bowen	6/8
Cr D'Souza	5/8
Cr Garcia	7/8
Cr Matson	7/8
Cr Moore	8/8
Cr Nash	4/8
Cr Neilson	7/8
Cr Roberts	8/8
Cr Seng	8/8
Cr Shurey	7/8
Cr Smith	6/8
Cr Stavrinos	7/8
Cr Stevenson	8/8

There were 11 Works Committee meetings held during 2014-15.

Councillor	No. of meetings attended/No. of meetings held
Cr Andrews	10/11
Cr Belleli	11/11
Cr Bowen	9/11
Cr D'Souza	7/11
Cr Garcia	9/11
Cr Matson	10/11
Cr Moore	11/11
Cr Nash	6/11
Cr Neilson	10/11
Cr Roberts	9/11
Cr Seng	11/11
Cr Shurey	9/11
Cr Smith	9/11
Cr Stavrinos	9/11
Cr Stevenson	10/11

There were 11 Planning Committee meetings held during 2014-15.

Councillor	No. of meetings attended/No. of meetings held
Cr Andrews	10/11
Cr Belleli	11/11
Cr Bowen	9/11
Cr D'Souza	8/11
Cr Garcia	10/11
Cr Matson	11/11
Cr Moore	11/11
Cr Nash	6/11
Cr Neilson	10/11
Cr Roberts	10/11
Cr Seng	11/11
Cr Shurey	9/11
Cr Smith	11/11
Cr Stavrinos	9/11
Cr Stevenson	10/11

Privacy and access to information

To comply with Public Interest Disclosure Act 1994 s.31 and Public Interest Disclosure Regulation 2011 s.4, Council provides the following report on privacy and access to information.

Privacy Management Plan

The Privacy and Personal Information Protection Act 1998 (PPIPA) requires all councils to prepare a Privacy Management Plan outlining their policies and practices to ensure compliance with the requirements of that Act and the Health Records and Information Privacy Act 2002. The Council's Privacy Management Plan was updated in June 2013 to bring it in line with the Office of Local Government's (Department of Premier and Cabinet) 'Model Privacy Management Plan for Local Government – January 2013'. A copy of Council's Plan has been distributed to all managers, and posted on the staff intranet and on Council's website.

A review of Council's privacy practices (including particularly the collection and use of personal information), is ongoing.

Council received no PPIPA applications during 2014-15.

Public interest disclosures

To comply with Government Information (Public Access) Act 2009 s.125(1) and Schedule 2 and Government Information (Public Access) Regulation s.7, Council provides the following report on public assessable information.

Reporting Period: July 2014 to June 2015	
No of public officials who made public interest disclosures to your public authority	0
No of public interest disclosure received by your public authority	0
Of public interest disclosures received, how many were primarily about:	0
• Corrupt conduct	0
• Maladministration	0
• Serious and substantial waste	0
• Government information contravention	0
• Local government pecuniary interest contravention	0
No of public interest disclosures (received since 1 Jan 2012) that have been finalised in this reporting period	0
Have you established an internal reporting policy?	Yes
Has the head of your public authority taken action to meet their staff awareness obligations? If so, please select how staff have been made aware Training provided: · by the Ombudsman; · to new staff during induction; · email message from organisation head to all staff; · links on the Randwick City council intranet and internet sites, and · messages in staff payslips.	Yes

Government Information (Public Access) Act 2009

The Government Information (Public Access) Act 2009 (GIPA Act) commenced on 1 July 2010, replacing the existing Freedom of Information (FOI) Act in operation since 1989. To meet our obligations under the GIPA Act, Council provides the following information for the period ending 30 June 2015:

Review of proactive release program Clause 7(a)

Under section 7 of the GIPA Act, agencies must review their programs for the release of government information to identify the kinds of information that can be made publicly available. This review must be undertaken at least once every 12 months.

Council's program for the proactive release of information involves:

- employing an Access to Information Officer who deals with more than 1,000 informal access to information requests each year. Wherever possible, Council deals with information requests informally and, for the ease of applicants, information is provided electronically (often via email attachments)
- providing a dedicated Access to Information page on Council's website with quick links to open access information
- adopting Access to Information Guidelines and Frequently Asked Questions which are published on the Access to Information webpage to assist residents to gain access to council information in the most efficient manner
- considering, throughout the year, those initiatives, developments or projects relevant to council that it wants the public to know about
- identifying and considering for release, information Council has produced or acquired since the last review
- reviewing council's disclosure log to identify patterns or themes in the types of information sought.

During the reporting period, we reviewed this program by:

- reviewing information available online as part of a re-launch of Council's website. As a result of this major project, the structure and functionality of the website was comprehensively reviewed to make the information relevant and easily accessible
- undertaking an analysis of the information Council releases both informally (via its Access to Information request process) and formally under the GIPA Act.

No additional information was released proactively as a result of this review.

Number of access applications received Clause 7(b)

During the reporting period, Council received a total of 18 formal access applications (including withdrawn applications but not invalid applications).

Number of refused applications for Schedule 1 information Clause 7(c)

During the reporting period, Council refused two formal access applications because the information requested was information referred to in Schedule 1 to the GIPA Act. Of these applications, one was refused in full and the other was refused in part.

Statistical information about access applications Clause 7(d) and Schedule 2

Table A: Number of applications by type of applicant and outcome[1]

	Access granted in full	Access granted in part	Access refused in full	Information not held	Information already available	Refuse to deal with application	Refuse to confirm/ deny whether information is held	Application withdrawn
Media	0	0	0	0	0	0	0	0
Members of Parliament	1	0	0	0	0	0	0	0
Private sector business	1	1	0	0	0	0	0	0
Not for profit organisations or community groups	0	0	0	0	0	0	0	0
Members of the public (application by legal representative)	10	0	0	0	0	0	0	0
Members of the public (other)	2	1	1	0	0	0	0	1

[1] *More than one decision can be made in respect of a particular access application. If so, a recording is made for each such decision. This also applies to table B.*

Table B: Number of applications by type of application and outcome

	Access granted in full	Access granted in part	Access refused in full	Information not held	Information already available	Refuse to deal with application	Refuse to confirm/ deny whether information is held	Application withdrawn
Personal information applications	0	0	0	0	0	0	0	0
Access applications (other than personal information applications)	14	2	1	0	0	0	0	1
Access applications that are partly personal information applications and partly other	0	0	0	0	0	0	0	0

[1] *A personal information application is an access application for personal information (as defined in clause 4 of Schedule 4 to the Act) about the applicant (the applicant being an individual)*

Table C: Invalid applications

Reasons for invalidity	Number of applications
Application does not comply with formal requirements (section 41 of the Act)	1
Application is for excluded information of the agency (section 43 of the Act)	0
Application contravenes restraint order (section 110 of the Act)	0
Total number of invalid applications received	1
Invalid applications that subsequently became invalid application	0

Table D: Conclusive presumption of overriding public interest against disclosure: matters listed in Schedule 1 of the Act

	Number of times consideration used[1]
Overriding secrecy laws	0
Cabinet information	0
Executive Council information	0
Contempt	0
Legal professional privilege	1
Excluded information	0
Documents affecting law enforcement and public safety	0
Transport safety	0
Adoption	0
Care and protection of children	0
Ministerial code of conduct	0
Aboriginal and environmental heritage	0

[1]More than one public interest consideration may apply in relation to a particular access application and, if so, each such consideration is recorded (but only once per application). This also applies in relation to Table E.

Table E: Other public interest considerations against disclosure: matters listed in table to section 14 of the Act

	Number of occasions when application not successful
Responsible and effective government	0
Law enforcement and security	0
Individual rights, judicial process and natural justice	0
Business interests of agencies and other persons	1
Environment, culture, economy and general matters	0
Secrecy provisions	0
Exempt documents under interstate Freedom of Information legislation	0

Table F: Timeliness

	Number of applications
Decided within the statutory timeframe (20 days plus any extensions)	16
Decided after 35 days (by agreement with applicant)	1
Not decided within time (deemed refusal)	1
TOTAL	**18**

Table G: Number of applications reviewed under Part 5 of the Act (by type of review and outcome)

	Decision varied	Decision upheld	Total
Internal review	0	0	0
Review by Information Commissioner[1]	0	0	0
Internal review following recommendation under section 93 of Act	0	0	0
Review by ADT	0	0	0
TOTAL	**0**	**0**	**0**

[1]The Information Commissioner does not have the authority to vary decisions, but can make recommendations to the original decision-maker. The data in this case indicates that a recommendation to vary or uphold the original decision has been made.

Table H: Applications for review under Part 5 of the Act (by type of applicant)

	Number of applications for review
Applications by access applicants	0
Applications by persons to whom information the subject of access application relates (see section 54 of the Act)	0

The Council's business functions

Competition policy

The Council has adopted the following activities for the purpose of the National Competition Policy.

Category 1

- Property management
- Aquatic centre

Category 2

- Childcare centre
- Community nursery
- Trade waste

The Council has reported on the Category 1 and Category 2 businesses for the year ended 30 June 2015 in the Special Purpose Financial Reports and Independent Auditors' Report.

These are included in the Audited 2014-15 Financial Reports that may be found on Council's website here: **www.randwick. nsw.gov.au/about-council/policies-plans-and-forms/plans-and-reports.**

Competitive neutrality complaints

A specific category in the Council's Complaints Management System was established in 1996 to deal with complaints on competitive neutrality. During the period 2014-15, no complaints relating to competitive neutrality were received.

Randwick City Council has not publicised the system it has in place to deal with complaints in relation to competitive neutrality, but all staff who log requests for work to be undertaken, or receive complaints, are aware of the existence of the category in the Complaints System and are required to use it should the need arise.

Functions delegated by the Council

To comply with Local Government (General) Regulations 2005 Regulation 217 clause 1(a6), Council provides the following report on functions delegated to others.

No functions were delegated to any external body during 2014-15.

Companies controlled by the Council

To comply with Local Government (General) Regulations 2005 Regulation 217 clause 1(a7), Council provides the following report on controlling interests held in other organisations.

The Council did not hold a controlling interest in any company during 2014-15.

Partnerships, cooperatives or joint ventures with the Council

To comply with Local Government (General) Regulations 2005 Regulation 217 clause 1(a8), Council provides the following report on partnerships with other organisations.

The Council is a member of Statewide Mutual, a NSW Local Government Mutual Liability Scheme. The Council is a member of the three Statewide Schemes: the Statewide Mutual Liability Scheme, Statewide Mutual Fidelity Guarantee Scheme and Statewide Mutual Property Scheme.

Statewide is formed by more than 150 councils and council authorities in NSW.

The Council is also a member of Premsure, a Local Government Insurance Pool. The scheme is currently in wind down mode.

Rates and charges

To comply with Local Government (General) Regulations 2005 Regulation 132, Council is required to report on rates and charges written off. The following statement is provided.

Rates and charges written off

In accordance with the requirement specified under the Local Government General Regulation 2005 (Rates and Charges), the following table details the rates and charges written off during 2014-15.

Rates and Charges	2014-15 ($)
Section 600 rebates	0.00
Pensioner rates rebates	853,242.33
Pensioner domestic waste service rebates	426,479.30
Postponed rates	8,035.42
Postponed interest	4,940.98
Write off small balances	0.00
TOTAL	**1,292,698.03**

Special variation to rates

In 2013 IPART approved a Special Variation to increase rates by 3.59 per cent each year, for four years, aligning with the Delivery Program 2013-17.

The additional income raised from the Special Variation will be used to fund the programs, services and management of community assets as outlined in the Delivery Program 2013-17, in line with community expectations and the resourcing requirements set out in Council's Long Term Financial Plan, Asset Management Plans and Workforce Plan.

Environmental Levy

In 2014, IPART approved a five year continuation of the Environmental Levy which has been in place since July 2004, and was due to expire in June 2014.

The continuation of the Environmental Levy will maintain funding for identified environmental programs and sustainability initiatives.

Buildings for our Community Program

Since the $34.8 million, seven-year Buildings for our Community Program was adopted in 2010, Council has commenced planning and completed construction of a number of building projects.

In the financial year 2014-15, the Council completed:

Heffron Park, Maroubra

The two existing amenities located in the central west and south west precincts (towards the Bunnerong Road side of the park) were upgraded in early 2015. Refurbishment works include a new canteen facilities, toilets, change rooms, community meeting rooms and storage.

Coral Sea Park, Maroubra

In early 2015 upgrade works were completed to the Coral Sea Park amenities building. This features a new community room, new kiosk, additional change room, new storage, refurbished existing bathrooms and change rooms and improved pedestrian access to the building.

Coogee Eastward Senior Citizens' Centre

Works started on the hall, kitchen and toilets upgrade and includes including an accessible entry ramp, alterations retain the existing building footprint, replace the roof and improved connection to the adjacent outdoor spaces, with new terraces extending to the north and eastern sides of the building.

Kensington Community Centre

In 2014 the project was subject to an extensive public consultation process which has informed the design outcomes for the community centre building and the site. The proposal features two separate halls with associated outdoor terraces, kitchen facilities and amenities, extensive landscaping to transform the site.

Coogee Beach

The proposal includes new men's, women's and accessible toilets, showers and change rooms, new lifeguards facilities and kiosk. The facility will be built semi-underground into the Coogee Promenade thereby not removing any public space.

Council received feedback from the community about the need for more toilets and amenities at Coogee Beach, particularly during the busy summer months. The new toilets will more than double the capacity of available amenities near the beach.

Randwick Town Hall

The Randwick Town Hall is a place of high local heritage significance and has conducted civic duties and a wide range of civic, community and political events over the past 132 years. As with many other suburban town halls, the building has been modified and extended over time in response to changing priorities and functional requirements.

To ensure viable continued use and retained significance for the building while meeting ongoing community needs and expectations, Council is developing plans ranging from conservation, remedial and upgrade works. As part of this a Heritage Management Document has been prepared.

Mahon Pool, Maroubra

Council is planning new amenities to replace the old building facilities in Jack Vanny Reserve, Maroubra. The existing buildings are reaching the end of their useable life, are inadequate, lack disability access and sit too close to the rock shelf and cliff for safety.

The new facility proposes new male, female and accessible toilets, change rooms and facilities for the local winter swim club, plus accessible footpaths to link the facility to the adjacent car park and Coastal Walkway.

Clovelly Childcare Centre

The stage two refurbishment works were completed in early 2015 with facilities that include a new children's bathroom and laundry.

The stage two refurbishment works were completed in early 2015 with facilities that include a new children's bathroom and laundry.

James Robertson Fountain, Coogee

This completed project included restoration works.

Bieler Park, Randwick

This completed project included restoration works to the historic gateway to the park.

Kensington Oval

A new storage facility was provided within the park.

Cromwell Park Beach

This completed project included upgrade works to the existing Beach Inspectors Tower.

Project planning

Some of the projects scheduled for the 2015-16 Buildings for our Community Program include:

- Coogee Fishermen's Club – building remedial works
- Gordon's Bay Fishermen's Club – building remedial works
- Heffron Park, Maroubra – new amenities facilities adjacent to the sports fields and Pedal Park.

Buildings for our Community 2014-15 expenditure

Description	Building Levy expenditure ($)
James Robertson Fountain, Coogee – heritage monument restoration	5,450
Beiler Park Gateway, Randwick – monument restoration	5,206
Kensington Oval, Kensington – storage shed	30,000
Yarra Oval, La Perouse – storage area upgrade	3,800
Cromwell Park, Malabar – beach inspectors tower upgrade	16,560
Chifley Sports Reserve, Chifley – construct amenities and a skate facility	12,950
Clovelly Childcare Community Centre, Clovelly – Masterplan	107,744
Ongoing Buildings for our Community projects	
Wylies Baths, Coogee – heritage renovation of amenities	14,156
Heffron Park, Maroubra – central eastern clubhouse	39,365
Coral Sea Amenities, Maroubra – amenities upgrade	176,563
Heffron Park, Maroubra – central western amenities refurbishment	528,481
Heffron Park, Maroubra – southern amenities building	28,020
Heffron Park, Maroubra – indoor sports centre	87,401
Kensington Community Centre, Kensington – refurbishment	172,804
Plant Nursery, Kingsford – new storage shed	178,384
La Perouse – toilets	18,707
Little Bay – amenities upgrade	16,795
Malabar Memorial Hall – new toilets, heating and cooling and access ade	7,800
Maroubra Beach – Community Centre	18,600

Environmental Levy

Council's Sustaining our City program, now in its eleventh year, continues to deliver a wide range of initiatives to protect and enhance our environment.

The program is funded predominantly from a special six per cent Environmental Levy that commenced initially in 2004 and has been subsequently extended twice, with approval by residents, Council and the Independent Pricing and Regulatory Tribunal for consecutive five year periods.

Over the past year, Council has undertaken a number of projects and programs funded through the Levy. These include:

Snape Park, Maroubra

The irrigation system at Snape Park was replaced and the use of recycled water from the system is contributing towards reducing Council's town water consumption cost.

South Maroubra Beach

The existing fence located next to the sand dunes at South Maroubra Beach was replaced to assist in the restoration of the dune, restoring the natural bushland and conserving biodiversity.

Fred Hollows Reserve, Randwick

To improve accessibility and safety, a new entrance was constructed at the northern end of Fred Hollows Reserve. This formal pathway will also improve biodiversity conservation.

Des Renford Leisure Centre, Maroubra

Degraded thermal wading pool blankets were replaced, reducing Council's operating costs, greenhouse emissions and energy and water consumption at the centre.

Paine Reserve, Randwick

The upgrade to the stormwater harvesting system, which has reduced the iron level in borewater used to irrigate the playing fields at the reserve, has been completed. The use of recycled water from the system is contributing towards reducing Council's town water consumption cost.

Randwick Community Centre, Randwick

An outdoor classroom was constructed at the Centre, designed to conduct the waste reduction and resource recovery education program.

Randwick Community Centre, Randwick

Native and European bee hives have been installed at the centre to provide education on sustainable food practices.

Administration Building, Randwick City Council

A vertical garden has been installed at the Administration Building to encourage urban food gardening.

Maroubra Beach

Planning has commenced for the installation of a stormwater harvesting system to irrigate Maroubra Beach and surrounding beachside parks. This project will reduce Council's reliance on tap water, save money and allow Council to water the parks more often.

Sustainability Strategic Framework

Work has commenced on the creation of a strategic sustainability framework to embed sustainability principles in Council's business operations.

Renewable Energy Masterplan

Council has developed a Renewable Energy Masterplan to provide a roadmap to reduce electricity costs and greenhouse emissions. As part of this masterplan Council has undertaken an energy audit of its top four energy consuming sites (Administration Building, Bowen Library, Des Renford Leisure Centre and Works Depot) to identify further energy efficiency measures and commenced a major upgrade of its solar panels at the Prince Henry Centre at Little Bay.

Biodiversity Strategy

Council has developed a Biodiversity Strategy to providing a roadmap for biodiversity, habitat and bushland conservation.

Grant Program

Through its grant program, Council has awarded grants to nine schools worth a total of $122,000 to fund rainwater tanks and native gardens.

Environmental levy expenditure

Area	Description	Actual expenditure[1] 2014-15 ($)
Coastal	Coastal walkway	36,262
Conserving resources	Water conservation	685,192
	Energy conservation	269,020
Tackling greenhouse	Sustainable transportation	439,934
	Ecological Footprint	293,325
Biodiversity	Biodiversity strategy implementation	411,809
Community education	Community education	784,911
	School programs	203,574
TOTAL		**3,124,026**

[1]Amounts include associated internal project costs

Stormwater management service charge

To comply with Local Government (General) Regulations 2005 Regulation 217 clause 1(e), Council is required to report on the application of revenue received from Stormwater Levy charges. The following statement is provided:

Randwick City Council has continued with the Stormwater Management Service Charge in the 2014-15 financial year. The purpose of the charge is to establish a sustainable funding source aimed solely at providing for improved stormwater management across Randwick City.

Stormwater Management can be defined as managing the quantity and quality of stormwater runoff from a catchment with the aim of:

- minimising stormwater impacts on aquatic ecosystems
- minimising flooding impacts, and
- utilising stormwater as a water resource. Stormwater management involves physical infrastructure and treatment techniques and non-structural activities such as studies, research, education programs and monitoring measures.

The following table identifies Drainage program work Council was able to undertake with funding from Stormwater Levy charges:

Drainage program

Drainage Capital Works Program	2014-15 Original Budget ($)	2014-15 Actual Expenditure ($)	Status
Data Collection and CCTV - stormwater asset data collection	80,000	47,221	Ongoing program to survey drainage assets and collect data
Flood Study	194,366	-	Funding to support active flood studies. Funding to be carried over to 2015-16
9-21 Surfside, Clovelly - replace 100mm drainage pipeline	90,000	86,194	Project completed
Burrows Park, Clovelly - stormwater outlets and rock wall armoury	55,360	9,878	Project near completion
Lowe Street, Clovelly - drainage improvements	46,263	46,263	Project completed
Cliffbrooke Parade, Clovelly - surface water redirection	10,000	9,750	Project completed
11 Dolphin Street, Coogee - reline existing stormwater pit	110,000	17,400	Project in tender phase
26 Ritchard Avenue, Coogee - reline existing stormwater pipeline	120,000	-	Relining works to occur in 2015-16
Shaw Avenue, Kingsford - increased inlet capacity	40,000	46,894	Project completed
25 Jellicoe Avenue, Kingsford - new pit and pipe	25,000	-	Project in design phase
Pioneer Park, Malabar - new 450mm pipeline	200,000	-	Project in design phase
26 Marine Parade, Maroubra - new pipeline	30,000	16,455	Project completed
Albert Street, Randwick - reline existing stormwater pipeline	120,000	-	Relining works to occur in 2015-16
Barrett Place, Randwick - replace existing clay pipe	50,000	1,091	Design issued for construction
Roscrea Ave, Randwick - replace existing clay pipe	20,000	23,138	Project completed
William Street, Randwick - new pit	35,000	-	Project completed by the Development
TOTAL	**1,545,930**	**527,879**	

Continuing and additional works

Continuing Drainage Capital Program Works	Current Budget ($)	2014-15 Actual Expenditure ($)	Status
Duke Street, Kensington - stages 1 and 2 drainage	513,240	5,442	Construction to commence in 2015-16 in conjunction with road reconstruction
Snape Park, Kensington - new pipeline and pits	16,498	14,813	Project completed
Barker and Dine Streets, Randwick - new drainage infrastructure	54,640	54,640	Project completed
Malabar Beach - design of the works for the stormwater (green pipe outlet) removal	228,546	23,284	Design completed. Construction to commence in 2015-16
Leonard Avenue, Kingsford - stormwater renewal	130,000	163,637	Project completed
250 Beauchamp Road/ Dive Street, Matraville - drainage design of the stormwater network	150,747	56,587	Design completed. Construction to commence in 2015-16
Additional Works			
97 St Thomas Street, Clovelly - maintenance	-	2,550	Emergency works Project completed
Total Drainage Capital Works Expenditure funded from Stormwater Levy	**1,194,366**	**625,235**	

In addition Council undertook the following Drainage program works in 2014-15:

Drainage Capital Program Works	2014-15 original Budget ($)	2014-15 Actual Expenditure ($)	Status
Centennial Park, Kensington - flood plain risk study	100,327	82,822	Work ongoing on this Catchment Floodplain Risk Management Plan and Study
Maroubra Bay - flood plain risk study	118,322	37,980	Work ongoing on this Catchment Floodplain Risk Management Plan and Study
Coogee Bay - flood plain risk study	132,915	102,795	Work ongoing on this Catchment Floodplain Risk Management Plan and Study
66R Sturt Street, Kingsford - drainage pipeline renewal	-	184,126	Emergency works Project completed

Legal proceedings

To comply with Local Government (General) Regulations 2005 Regulation 217 clause 1(a3), Council provides the following report on legal proceedings paid during 2014-15.

Development application matters	Court	Costs paid in 2014-15 ($)	Costs recovered in 2014-15 ($)	Status / outcome
352 Clovelly Road, Clovelly	Land and Environment Court	**2,280**	-	Finalised - Discontinued
10 Victory St, Clovelly	Land and Environment Court	**30,946**	-	Finalised - Appeal Upheld
293-297 Alison Road, Coogee	Land and Environment Court	**41,333**	-	On going
58-60 Carr Street, Coogee	Land and Environment Court	**15,884**	-	Decision pending
137 Carrington Road, Coogee	Land and Environment Court	**25,211**	-	Finalised - Appeal Upheld
72-74 Mount Street, Coogee	Land and Environment Court	**28,483**	-	Finalised - Appeal Upheld
143-145 Mount Street, Coogee	Land and Environment Court	**39,945**	-	Finalised - Appeal Upheld
81 Denning Street, South Coogee	Land and Environment Court	**6,332**	-	Finalised - Appeal Upheld
9 Seaside Parade, South Coogee	Land and Environment Court	**20,313**	-	Finalised - Consent Order entered
148-158 Anzac Parade, Kensington	Land and Environment Court	**13,514**	-	Finalised - Consent Order entered
4-12 Doncaster Avenue, Kensington	Land and Environment Court	**32,530**	-	Finalised - Discontinued
2 Virginia Street, Kensington	Land and Environment Court	**22,853**	-	Finalised - Appeal Upheld
180-188 Maroubra Road, Maroubra	Land and Environment Court	**5,855**	-	On going
44 Arthur Street, Randwick	Land and Environment Court	**28,473**	-	Finalised - Appeal Upheld
140 Carrington Road, Randwick	Land and Environment Court	**22,652**	-	Finalised - Appeal Upheld
23 Coutland Street, Randwick	Land and Environment Court	**7,652**	-	On going
107 Darley Road, Randwick	Land and Environment Court	**16,035**	-	Finalised - Discontinued
40 Marcel Avenue, Randwick	Land and Environment Court	**2,627**	-	Finalised - Appeal Dismissed
TOTAL		**362,918**	**-**	

Regulatory matters	Court	Costs paid in 2014-15 ($)	Costs recovered in 2014-15 ($)	Status / outcome
775A Anzac Parade, Maroubra	Local Court	**3,007**	-	Finalised - Plea of Guilty
343 Beauchamp Road, Matraville	Local Court	**31,745**	-	Finalised - Discontinued
41 Creer Street Randwick	Local Court	**1,511**	-	Finalised - Appeal Withdrawn
TOTAL		**36,263**	**-**	

Contracts awarded exceeding $150,000

To comply with Local Government (General) Regulations 2005 Regulation 217 clause 1(a2), Council provides the following report on major contracts entered into. Details of contracts awarded by Council during the year ending 30 June 2015 in excess of $150,000 and excluding employment contracts are tabled below.

Supplier Name	Amount ($)	Contract Type	Description
SITA Environmental Solutions	10,177,617	Tender	Waste services
Statewide Civil Pty Ltd	5,334,097	Tender	Construction Heffron Park Stage A
WSN Environmental Solutions	4,924,086	Tender	Waste services
Statewide Mutual	1,786,552	Council Resolution	Insurance
Veolia Environmental Services (Aust)	1,140,326	Tender	Waste services
Momentum Built Pty Ltd	908,873	Tender	Construction of amenities - Coral Sea Park, Maroubra
Momentum Built Pty Ltd	841,120	Tender	Construction of Coogee Senior Citizens hall
Concrete Skate Park Pty Ltd	790,204	Tender	Construction of Skate Park, Chifley
Downer EDI Works Pty Ltd	771,901	Tender	Road resheeting services
Macdonald Johnston Engineering Co Pty Ltd	665,475	Contract	Purchase of road sweeper
Imperium Projects Pty Ltd	568,111	Tender	Heffron Park south west sports amenities upgrade
Statewide Civil Pty Ltd	564,799	Tender	Paving Alison Road, Randwick - Belmore Road to Avoca Street
Thomas Contracting Pty Ltd	525,730	Tender	Bridge work - Brook Street Coogee Coogeemaintenance
Adtrans Hino Pty Ltd	433,414	Contract	Purchase of trucks

Continued from page 74.

Allianz Aust	405,042	Tender	Workers compensation insurance
Tanner Kibble Denton Architects Pty Ltd	380,280	Tender	Design Consultancy - Town Hall and Council Chambers upgrade
Green Options	288,960	Tender	Sports Field Maintenance
Computer Systems Australia Pty Ltd	260,914	Contract	IT Hardware
News Local	245,455	Council Resolution	Advertising
Data#3 Limited	244,955	Contract	Microsoft Licencing
Brewster Hjorth Architects	231,821	Tender	Professional Consulting Services
WSN Environmental Solutions	210,000	Tender	Collection of food waste
Statewide Civil Pty Ltd	208,863	Tender	Storm Damage - Yarra Bay
Statewide Civil Pty Ltd	200,000	Tender	Construction retaining wall - Robey Street, Maroubra
Earthmoving Equipment Australia Pty Ltd	195,465	Contract	Purchase of Backhoe
QBE Insurance (Australia) Limited	185,000	Contract	Third Party Insurance
KK Civil Engineering	183,670	Tender	Drainage Construction - Sturt Street, Kingsford
Statewide Civil Pty Ltd	182,545	Tender	Paving Alison Road, Randwick
KK Civil Engineering	172,800	Tender	Construction Cycleway - Day Avenue, Kensington
United Crib Blocks Construction Pty Ltd	172,000	Tender	Construction Retaining Wall - Ireton Street, Malabar
Technology One Ltd	160,315	Tender	Corporate application software
AAPT Ltd	160,000	Contract	Internet charges
Sirsidynix Pty Ltd	155,928	Tender	Library Mangement System
Land and Property Information	155,298	Government to Government	Valuation for Rates
Statewide Civil Pty Ltd	148,947	Tender	Scour Remediation - Burrows Park, Clovelly
Dynamic Sports Facilities	142,300	Tender	Construction - Baker Park Tennis Court, Coogee
Statewide Civil Pty Ltd	137,836	Tender	Construction Heffron Park Stage A

Environmental Planning and Assessment Act

To comply with Environmental Planning and Assessment Act 1979 Section 93G (clause 5), Council is required to report on compliance. The following statement is provided.

Council maintains a register of all Planning Agreements, detailing the six Voluntary Planning Agreements (VPAs) negotiated under the Council's Planning Agreements Policy, which was prepared and introduced in 2007 consistent with the requirements of the Environmental Planning and Assessment Act 1979.

As at end June 2015, Council had 17 affordable housing units.

Land and animal management

To comply with Local Government (General) Regulations 2005 Regulation 217 clause 1(a4), Council provides the following report on work undertaken by Council at private expense on private property.

Private land

No work was carried out by the Council on private land, as referred to in s.67(3) of the Local Government Act 1993.

Bush fire hazard reduction

The City of Randwick is in the Sydney metropolitan area and has no separate Bush Fire Service Unit. The combat agent for bush fires in Randwick is the NSW Fire Brigade, which has three stations located at Randwick, Maroubra and Matraville. Other nearby stations are Mascot and Alexandria. The National Parks and Wildlife Service has trained combat teams for fire outbreaks in National Parks such as Botany Bay Park. The City of Randwick is considered a low risk area for bush fire hazards.

The Council's Open Space Services staff keep the grassed areas under control, reducing the risk of bush fires. The Department of Lands maintains fire hazard control over coastal areas.

Companion animal management

To comply with Local Government (General) Regulations 2005 Regulation 217 clause 1(f), Council provides the following statement on Companion Animal Management.

As required, the Council lodged pound seizure data collection returns and data relating to dog attacks with the Office of Local Government (OLG).

Throughout the year the Council continued to undertake a number of companion animal community education programs and worked closely with other agencies such as vets, local schools, Housing NSW and Police to ensure compliance with current regulations with respect to responsible dog and cat ownership.

The Council promoted companion animal matters and responsible dog ownership through local media and community events, including the 'Good Dog Reward' program, Little Bay Neighbour Day, Westpac Rescue Base Open Day and provided printed information (brochures) with outgoing correspondence regarding companion animal matters. Information posters were displayed in Council's library, customer service areas and at public bus shelters.

The Council promoted the dog and cat desexing programs such as National Desexing Month and those of animal welfare agencies such as the Cat Protection Society, Animal Welfare League and the RSPCA through local media and community promotions.

The Council's pound has a 'no kill' policy where possible. Dogs and cats were re-homed/fostered where appropriate.

The Council provided 14 off-leash dog exercise areas and 'dog poo' bags and disposal bins.

Council's Rangers routinely undertake patrols within the City to ensure compliance with the regulations of the Companion Animals Act 1998 and where appropriate, undertake regulatory action. Unregistered animals are identified and proactive action is routinely taken to ensure microchipped animals are registered as required from six months of age.

In the reporting period Council's Rangers responded to and actioned 1,259 customer service requests and enquiries relating to dogs and cats and issued 388 fines in relation to breaches of the Act.

Council funds the position of Companion Animal Administration Officer and a variety of educational resources at a cost of approximately $68,000 per annum.

Funding for companion animal activities came from a number of sources including:

- OLG returns on dog/cat registrations
- compliance fees (derived from on-the-spot fines for breaches of the Local Government Act).

Coastal protection services

To comply with Local Government (General) Regulations 2005 Regulation 217 Clause 1(e1), Council is required to report on any charge levied for Coastal Protection Services. The following statement is provided.

The requirement to report on Coastal protection services does not apply as Randwick City Council does not levy an annual charge for coastal protection services. However Council undertakes a number of initiatives to protect our 29 kilometres of coastline such as conducting educational activities that focus on the protection and preservation of the coastal environment, the construction and maintenance of linking eight beaches and the protection of sand dune habitats.

Council assets

To comply with Local Government Act Section 406 and Special Schedule 7, Council provides the following report on the condition of its assets as at 30 June 2015.

The Council has developed Asset Management Plans that form part of the Resourcing Strategy within the Integrated Planning process. The plans allow enhanced modelling of asset lifecycle costs based on service levels and desired asset condition.

Information on condition, estimated cost to bring each asset class up to a satisfactory standard, and annual maintenance requirements as at 30 June 2015 are provided in the following table.

With the implementation of the Building Levy, Council has invested more funds on buildings to close the renewal gap. The estimated current gross replacement cost of the Council's public infrastructure assets and buildings was approximately $1.58 billion.

La Perouse.

Special Schedule 7 – Report on Infrastructure Assets as at 30 June 2015

Asset Class	Asset Category	Estimated cost to bring to a satisfactory standard (1) $'000	Required annual maintenance (2) $'000	Actual maintenance (2013-14) (3 $'000	Written (WDV) (4)	Asset Condition as a per cent of WDV (4) and (5)				
						1	2	3	4	5
Buildings	Council Offices / Administration Centres	-	396	457	13,020	0	0	100	0	0
	Council Works Depot	-	188	217	4,441	0	10	90	0	0
	Council Public Halls	63	275	317	12,393	50	17	33	0	0
	Libraries	-	205	236	24,711	0	39	61	0	0
	Other Buildings	119	301	348	14,603	54	5	41	0	0
	Specialised Buildings	379	1,231	1,418	63,636	42	12	45	1	0
SUB TOTAL		**561**	**2,596**	**2,993**	**132,804**	**30.7**	**15.5**	**53.3**	**0.5**	**0.0**
Public Roads	Sealed Roads Surface	1,246	615	844	46,169	32	59	8	1	0
	Sealed Roads Structure	1,544	996	1,365	361,423	18	80	1	1	0
	Footpaths	563	606	1,423	72,852	33	44	21	2	0
	Kerb and Gutter	448	583	661	66,972	14	64	21	1	0
	Other Road Assets	660	287	325	45,275	30	60	8	2	0
SUB TOTAL		**4,461**	**3,087**	**4,618**	**592,691**	**21.4**	**70.6**	**6.8**	**1.2**	**0.0**
Stormwater Drainage	Stormwater Conduits	848	862	1,339	155,804	18	74	7	1	0
	Inlet and Junction Pits	24	170	263	37,943	25	69	6	0	0
SUB TOTAL		**872**	**1,032**	**1,602**	**193,747**	**19.4**	**73.0**	**6.8**	**0.8**	**0.0**
Open Space and Recreational Assets	Swimming Pools	-	71	56	1,994	0	9	91	0	0
	Other Open Space / Recreational Assets	758	512	954	63,578	30	55	13	2	0
SUB TOTAL		**758**	**583**	**1,010**	**65,572**	**29.1**	**53.6**	**15.4**	**1.9**	**0.0**
TOTAL – ALL ASSETS		**6,652**	**7,298**	**10,223**	**984,814**	**22.8**	**62.5**	**13.6**	**1.1**	**0.0**

Notes:

1. Satisfactory is defined as 'satisfactory expectations or needs, leaving no room for compliant, causing satisfaction, adequate'

   The estimated cost to bring assets to a satisfactory standard is the amount of money that is required to be spent on an asset to ensure that it is in a satisfactory standard. This estimated cost should not include any planned enhancements.

2. Required Annual Maintenance is what should be spent to maintain assets in a satisfactory standard.

3. Actual Maintenance is what has been spent in the current year to maintain assets. Actual maintenance may be higher or lower than the required annual maintenance due to the timing of when the maintenance actually occurs.

4. Written Down Value is in accordance with Note 9 of Council's General Purpose Financial Statements.
5. Infrastructure Asset Condition Key

1	Excellent	No work required (normal maintenance)
2	Good	Only minor maintenance work required
3	Average	Maintenance work required
4	Poor	Renewal required
5	Very poor	Urgent renewal / upgrading required

Youth Week, Maroubra Beach.

The State of our Environment Supplementary Report 2014-15

Malabar Beach.

About the state of the environment supplementary report

Every four years, in accordance with Section 428A of the Local Government Act 1993, Randwick City Council prepares a comprehensive State of the Environment (SoE) report. The key focus of this SoE report is an assessment by Council against the environmental direction and issues adopted in Randwick's 20-year City Plan. The issues covered in our SoE report align directly with those directives set out in Outcome 10, A Healthy Environment, in the Randwick City Plan.

In the intervening period, Council prepares a supplementary SoE report annually to provide information on the changes across environmental indicators and issues each year. As such, this update and changes should be considered in the context of information provided in our comprehensive 2012 SoE and last supplementary report.

To view the 2011-12 comprehensive report, visit **www.randwick.nsw.gov.au/about-council/policies-plans-and-forms/plans-and-reports**.

How do we track our healthy environment results?

We track progress against our healthy environment issues using coloured traffic lights to represent three separate considerations for each of the issues reported as shown in the following table. In this table,

- the first column reflects the overall trend for the issue across Randwick City;
- the second column establishes the reliability of the data utilised in our SoE report for each of the issues covered; and
- the third column considers the effectiveness or adequacy of Randwick City's efforts or responses to address the issues.

This summary indicates that overall there are no significant changes for environmental issues when comparing this current report to last year's supplementary SoE report. These results reflect positively across the issues and also in terms of Council's short and long term approaches to responding to the important environmental issues covered.

Issue	Overall trend[1]	Reliability of data	Adequacy of response
10(a) Council's programs and partnership foster sustainable behavioural changes and outcomes	🟡	🟢	🟢
10(b) Policies and programs are developed and implemented in response to environmental risks and their potential impacts	🟢	🟢	🟢
10(c) Bushland, open spaces, and biodiversity are protected and enhanced for future generations	🟢	🟡	🟢
10(d) Waste is managed sustainably to ensure the highest level of resource recovery	🟢	🟢	🟢
10(e) A total water cycle management approach including water conservation, re-use and water quality improvements is adopted	🟢	🟢	🟢
10(f) Energy conservation and energy efficiency programs are implemented	🟢	🟢	🟢

1. 🟢 Trend is in positive direction / overall results are positive
   🟡 Trend is less reliable to determine / some further work or improvement in monitoring data or information is required
   🔴 Trend is in negative direction / stronger improvement required

** Note: a number of Outcome 10 issues and descriptions have been adjusted following the 2012 review of City Plan approved and adopted by Council*

The State of our Environment Supplementary Report 2014-15

10 (a) Council's programs and partnerships foster sustainable behavioural changes and outcomes

Sustainable behavioural changes

Council has been utilising the data collected on residential attitudes and actions in our three-yearly survey, *Who Cares about the Environment*. The latest survey completed in 2014 confirms the environment is still an important issue with a slight increase in percentage of residents who are concerned about environmental problems. The most important environmental issues are illegal dumping and littering, followed by pollution of beaches and oceans; urban development and loss of natural habitat; and recycling and garbage.

Based on the survey, the predominant environmental actions taken by residents include:

- reusing something for environmental reasons;
- reducing in the amount of food thrown out;
- reducing of water consumption;
- reducing energy consumption;
- reducing fuel consumption and related vehicle air pollution;
- avoiding plastic bags; and
- avoiding products with lots of packaging.

Council has been proactive in addressing the priority areas of illegal dumping and littering as well as pollution of beaches and oceans identified in the survey. This has been reflected by the positive outcomes arising from the efforts that have been made in the areas of waste diversion and beach water quality.

More than 10,000 residents and students are engaging in Council's wide range of sustainability education and engagement activities each year, including marine and coastal discovery programs held three times a year, free sustainable living courses and workshops, and special one-off events for Earth Hour, World Environment Day, International Permaculture Day, National Recycling Week, Sustainable House Day and the National Garage Sale Trail.

10 (b) Policies and programs are developed and implemented in response to environmental risks and their potential impacts

Floodplain management

As per the NSW Government Floodplain Development Manual 2005, progress of Floodplain Management studies since last year's supplementary SoE report, is shown below:

Catchment	Status	Actions
Kensington-Centennial Park	Kensington - Centennial Park Flood Study was completed and adopted by Council in 2013.	Works are continuing on the Kensington-Centennial Park Floodplain Risk Management Study and Action Plan which will be completed by end of 2015
Coogee Bay	Coogee Bay Flood Study was completed and adopted by Council in 2013	Works are continuing on the Coogee Bay Floodplain Risk Management Study and Action Plan which will be completed by end of 2015
Maroubra Bay	Maroubra Bay Flood Study was completed and adopted by Council in 2013	Works are continuing on the Maroubra Bay Floodplain Risk Management Study and Action Plan which will be completed by end of 2015

Contaminated sites management

As per NSW Contaminated Land Management Act 1997, Council is required to investigate and remediate the 14 former landfill sites in Randwick. The progress of remediation activities since last year's report is shown below:

Site	Status	Actions
Yarra Bay and Yarra Oval, Pioneers Park and Frenchman's Bay	Rehabilitated sites	Ongoing monitoring is conducted regularly on all rehabilitated sites including Yarra Bay and Yarra Oval, Pioneers Park and Frenchman's Bay
Chifley Reserve	Remediation	Remediation is ongoing
Purcell Park	Remediation	Remediation Action Plan for Purcell Park finalised and its implementation commenced
Heffron Park	Remediation	Remediation project stage 3 completed

10 (c) Bushland, open space and biodiversity are protected and enhanced for future generations

Bushcare program

Much of our effort to restore and protect our remnant bushland areas and improve the habitat for native animals is managed via Council's bushcare program. Extensive weed control and revegetation is carried out by contractors and volunteers. On council land and in the past year, 16,070 contractor and volunteer hours have been carried out, primarily at 25 bushland and five pocket park sites. In addition an estimated 1,370 voluntary hours were committed in restoring non-Council land throughout the City. There are approximately 120 regular volunteers from the community involved in our bush regeneration efforts.

Number of bush regeneration hours committed

Financial Year	2009-10	2010-11	2011-12	2012-13	2013-14	2014-15
Council land	15,263	14,603	13,452	17,216	16,137	16,070
Non-Council land	1,058	933	4,794	1,371	1,370	1,370
TOTAL	**16,321**	**15,536**	**18,246**	**18,587**	**17,507**	**17,440**

Council's bushland team are responsible for maintaining reserves containing the endangered ecological community, Eastern Suburbs Banksia Scrub and the endangered Acacia terminalis subspecies terminalis and other locally rare species. Strategic works such as recovery work for the endangered Acacia terminalis subsp. terminalis (Sunshine Wattle) at Bunnerong Road, Chifley and flora mapping in Randwick Environment Park are assisting to enhance remaining areas of indigenous flora in Randwick City.

10 (d) Waste is managed sustainably and to ensure the highest level of resource recovery

Sustainable waste management

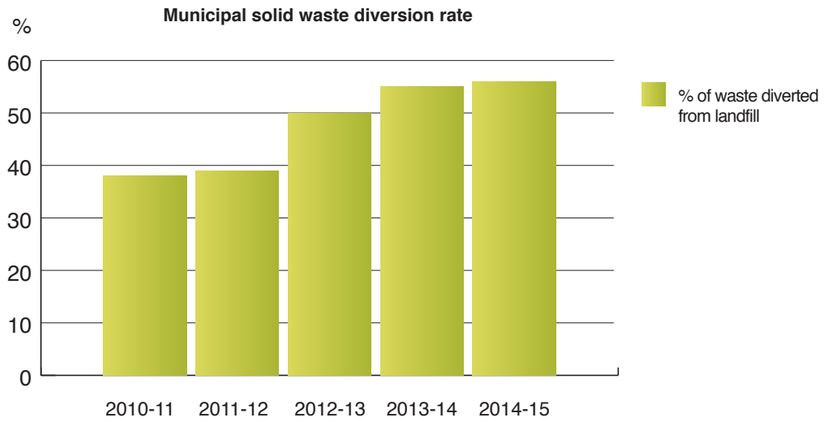

In 2014-15 Council achieved 56 per cent landfill diversion of its waste, which is 4 per cent higher than last year. This is attributed to residents' efforts in separating their recyclables and garden waste at home, as well as Council's effort in the recovery of recyclable material through processing of some garbage in resource recovery facilities. Otherwise all our waste would have ended up in landfill.

10 (e) A total water cycle management approach including water conservation, re-use and water quality improvements is adopted

Council's water consumption

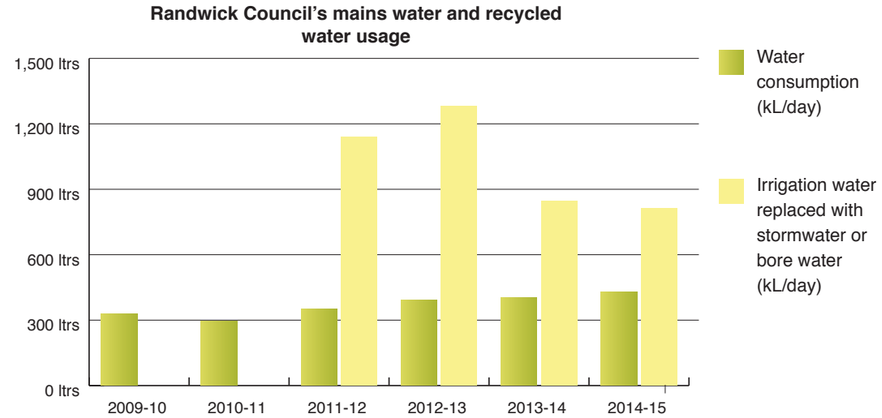

Source: *Sydney Water accounts*

Council's overall mains water consumption (including parks and open spaces) for 2014-15 was an estimated 430 kilolitres (kL) per day. This represents a slight increase of approximately 7 per cent from 2013-14.

In addition 811 kilolitres was drawn from stormwater or bores. Council has installed meters in all of its water recycling systems to accurately account for the amount of water used.

The amount of stormwater and bore water utilised for various purposes by Council in the management, particularly of our open spaces, parks and playing fields, is strongly influencing the relatively low increase of town water used across Council operations.

By using bore and stormwater, Council saved around 295 million litres of water which would otherwise have been sourced from the mains, in 2014-15.

Community Water Use

Financial Year	2010-11	2011-12	2012-13	2013-14	2014-15
Household water consumption (kL/year)	206	176	184	186	191

Source: *Sydney Water Historic data revised to reflect improved methodology to measure household water consumption.*

Based on information from Sydney Water, the average estimated household water consumption in the Randwick City is approximately 191kL of water per year in 2014-15. The figure is consistent with household water consumption in the previous years.

Beach water quality

Swimming Site	Site Type	Sanitary Inspection Category	Microbial Assessment Category	Beach Suitability Grade
Clovelly Beach	Ocean beach	Low	Category B	Good
Gordons Bay	Ocean beach	Moderate	Category B	Good
Coogee Beach	Ocean beach	Moderate	Category B	Good
Maroubra Beach	Ocean beach	Low	Category B	Good
South Maroubra Beach	Ocean beach	Moderate	Category B	Good
Malabar Beach	Ocean beach	Moderate	Category B	Good
Little Bay	Ocean beach	Moderate	Category B	Good
Congwong Bay	Estuarine	Low	Category B	Good
Frenchmans Bay	Estuarine	Moderate	Category B	Good
Yarra Bay	Estuarine	Moderate	Category B	Good

The latest data from the NSW Office of Environment and Heritage shows that the water quality of beaches in Randwick City has an average rating of 'Good' which reflects Sydney Water efforts and Council's contribution to keeping our beaches clean. This result is also reflected in the consistent water quality trends detected for Malabar Beach.

The NSW Government continues to caution swimmers using metropolitan beaches after heavy rainfall and storm events, however the local efforts to capture and treat stormwater for irrigation purposes as well as previous construction and installation of gross pollutant traps in the drainage network is contributing to the overall positive trends at each of our popular swimming beaches.

10 (f) Energy conservation and energy efficiency programs are implemented

Energy conservation efficiency

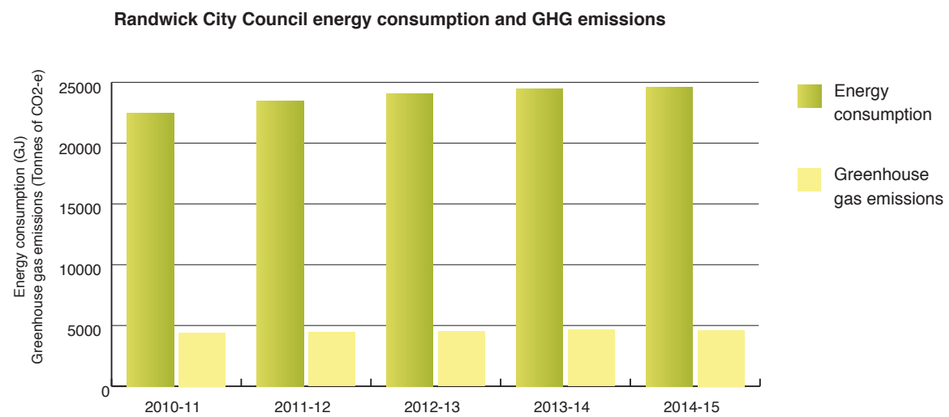

Council's overall energy consumption in 2014-15 for all sites (excluding street lighting and transport) was 24,612 GJ. This represents a slight increase of 0.6 per cent compared to the energy consumption in 2013-14. The overall greenhouse gas emissions for Council from these related activities for 2014-15 was 4,609 tonnes of CO2-e, which was similar to 2013-14.

Council continues to improve its understanding of where its main energy consumption occurs, and as with water consumption, there are seasonal fluctuations caused over winter and summer periods from heating and cooling across Council buildings. Again, as with water, the energy conservation initiatives implemented by Council take some time to show up in our energy consumption accounts. However it is highly likely that without some of our efforts our energy consumption would be higher than it is.

A number of Council sites with larger scale solar panel installations are beginning to show a slower increase in energy usage which is also being reflecting in the overall energy consumption for Council.

With the continuation of the Environmental Levy program for a further five years, Council is aiming to make further investments and improvements in projects to increase our energy efficiency which will in turn reduce energy consumption and related greenhouse gas emissions.

A comprehensive analysis of energy consumption, costs and related greenhouse gas emissions will be prepared for the next major SoE report in 2016.

The State of our Environment Supplementary Report 2014-15

Renewable energy

Council has installed monitoring systems to account for the amount of renewable energy generated across Council sites with all but one of them being solar photovoltaic systems.

The total amount of electricity generated by the various energy systems in place in 2014-15 is 286,000 kWh, based on our Council's renewable energy monitoring system (SMA Sunny Portal). This is equivalent to providing electricity for approximately 60 average Randwick households for a year.

Randwick now has a Renewable Energy Master Plan which aims to contribute to the next level of renewable energy generation across Randwick City. The Master Plan will be submitted to Council for consideration and approval.

Household energy consumption

	2010/11	2011/12	2012/13	2013-14	2014-15
Electricity Use (MWh)	322,126	308,663	297,087	281,831	269,557
Solar Generation exported to grid (MWh)	1,174	2,461	2,941	3,198	3,650

The estimated overall residential consumption data for Randwick residents from Ausgrid is 269,557 MWh and the estimated exported power (mostly from photovoltaic (PV) solar panels) to the grid is 3,650 MWh. This represents a decrease of 4 per cent in community energy consumption and a 14 per cent increase in electricity generation exported to the grid compared to the last financial year.

Conclusion

Randwick City Council continues to implement projects and programs delivering tangible short and long term changes of benefit to the community and to the local environment.

We are continuing to improve how we measure and monitor the range of programs underway, including both cost and environmental savings across Council operations. This will enhance the opportunity to communicate more broadly on the results of initiatives; demonstrate the value of these efforts to our community; and continue the sustainability leadership which Randwick has been recognised for amongst NSW and Australian local Councils.

Randwick Environment Park.

Randwick City Council
a sense of community

Randwick City Council
30 Frances Street, Randwick NSW 2031
Monday to Friday 8:30am - 5pm
Tel: 1300 722 542

www.randwick.nsw.gov.au