

2013-14

Randwick City Council

# ANNUAL REPORT



Randwick City  
Council  
a sense of community

# Contents

4	Mayor’s message
5	General Manager’s message
6	Our vision and mission
7	Planning and reporting at Randwick City
8	About Randwick City
10	The Mayor and Councillors
12	Council meetings and decision-making
13	Awards and citations
14	Responsible management
18	A sense of community
24	Places for people
28	A prospering City
32	Moving around
36	Looking after our environment
40	Statutory information
70	The State of our Environment Report 2013-14



## Mayor's message



I am proud to present Randwick City Council's 2013-14 Annual Report, detailing the Council's key achievements during the past financial year.

While remaining debt free, Randwick City Council has again delivered a record spend on capital works – roads, footpaths, parks, building upgrades and more – that directly benefit our community.

This included major projects such as the upgrade of the Des Renford Leisure Centre, extension of the Coastal Walkway, new playground equipment at Frank Doyle Park and at Alby Smith Memorial Reserve, and the resurfacing of more than seven kilometres of roads.

With these and all major projects, Council closely consulted the community to design and provide suitable facilities in line with the community's needs. We will continue to have these conversations going forward to ensure the best outcomes for the community, businesses and visitors.

We continued to deliver customer services of a high standard and celebrated significant events with the community such as the unveiling of the Fallen Lifesavers Memorial.

Our focus this year was increasingly forward looking as we advocated for the best possible outcomes from the light rail extension to Randwick and proposed changes in the local government sector.

**Cr Scott Nash**  
Mayor of Randwick City

## General Manager's message

With responsible financial and strategic management, Randwick City Council remains in a strong position within the industry.

Reflecting our responsible management, we remain debt free while delivering high quality services and projects to our community.

In the fourth year of our \$34.8 million Buildings for our Community Program we completed the upgrade of the Des Renford Leisure Centre including a new gym, spin and aerobics room, crèche and refurbished café.

For a second time, Randwick City Council has won the coveted Local Sustainability Award. This Local Government Excellence in the Environment Award recognises Randwick's Sustaining our City initiative through which we implement a range of actions such as stormwater harvesting.

Council also presented its fifth annual award-winning staff training day, All Stops to Randwick, and continued to be recognised industry-wide for excellence and innovation in several areas including workforce planning and leadership development.

I commend Council staff for their dedication and professionalism in serving the community and look forward to the achievements that the future brings.

**Ray Brownlee**  
General Manager



# Our vision and mission

## Our Vision and mission

Randwick City has a diverse community made up of many cultures including a significant Indigenous population. We have outstanding natural features with a spectacular coastline, and we are one of the oldest local government areas in Australia. We have a rich history that has formed who we are, and by establishing a vision for the future and working together, we will create a bright future.

Randwick City Council's vision is to build a sense of community. We are achieving this through our mission statement of working together to enhance our environment, celebrate our heritage, and to value and serve our diverse community.

## Our Values

Our corporate values show how Council wishes to conduct itself as an organisation and reflect the manner in which we wish to engage our customers and the community. They provide a reference point for all staff in the organisation.

Our five corporate values are:

**Integrity:** Ensuring transparency and honesty in all our activities

**Customer Focus:** Delivering prompt, courteous and helpful service and being responsive to people's changing needs

**Accountability:** Accepting our responsibility for the provision of quality services and information which meet agreed standards

**Respect:** Treating everyone with courtesy, dignity and fairness regardless of our own feelings about the person or the issue

**Excellence:** Being recognised for providing services, programs and information which consistently meet and exceed standards through the use of best known practices and innovation.



# Planning and reporting at Randwick City

This Annual Report highlights the key achievements of Randwick City Council during 2013-14 and provides the required statutory information.

## Our planning and reporting approach

The Randwick City Plan is Council's 20-year community strategic plan that reflects our community's vision and long term goals. It focuses on six central themes:

- Responsible management
- A sense of community
- Places for people
- A prospering City
- Moving around
- Looking after our environment.

The **City Plan** is prepared by Council through engagement and collaboration with the community, other levels of government and major institutions within the City. This plan is underpinned by a suite of medium term plans and the Resourcing Strategy which takes into account our workforce, our finances and our assets that enable us to deliver our services to the community.

The **Delivery Program** 2013-17 reflects the City Plan and includes the strategies that will be implemented to achieve the directions under each theme. The annual **Operational Plan** details the actions that will be undertaken to implement the strategies.

## Closing the loop

All of Council's short, medium and long term strategic plans are integrated with the City Plan themes. All plans are developed, implemented and reported with this integration in mind.

Performance Planning software is used to produce quarterly reports, showing how each action listed in our Operational Plan is progressing and measures our effectiveness. This framework demonstrates Council's commitment to accountability and transparency in reporting our performance.

This report assesses our performance during the 2013-14 year against the six City Plan themes.

## Other references

The **State of the City** report is a comprehensive Annual Report – completed every four years – that draws on information sources from the Indicators Model, Community Satisfaction Survey, intervening Annual Reports and available data. The next State of the City Report will be produced in 2016.

## Indicators Model

The **Randwick City Plan Indicators Model** was developed in 2010 to monitor and evaluate the state of the city in line with the themes and directions set by the community in the Randwick City Plan. The model measures the outcomes of the actions taken by the Council, other organisations, the community and the impact of factors such as changes in the environment and economy. The indicators have been cross referenced with the Randwick City Plan to ensure they correlate with the themes and directions outlined. The model contains 70 indicators derived from a large number of sources including the community satisfaction survey and has been designed to measure changes over reportable periods. Targets are set for each indicator and have been derived from a variety of sources including industry benchmarks, state government planning targets, Randwick City Council planning targets and through internal consultation with staff and community members. The Randwick City Plan Indicators Model is available on Council's website here: [www.randwick.nsw.gov.au/about-council/policies-plans-and-forms/plans-and-reports](http://www.randwick.nsw.gov.au/about-council/policies-plans-and-forms/plans-and-reports).

## Community Satisfaction Survey

The **Community Satisfaction Survey** is independently undertaken every two years with a sample group of 1,000 residents, to examine community attitudes and perceptions towards current and future services and facilities provided by Council. The next survey will be undertaken in September 2014.

## Census data – ABS

The **Census of Population and Housing**, undertaken every five years, is a descriptive count of everyone who is in Australia in any given household on one night. The most recent Census of Population and Housing was conducted on 9 August 2011. This information provides a reliable basis for estimating the population of local government areas, planning the distribution of government funds, and making informed decisions on policy and planning issues that affect all Australians.

Comprehensive demographic information for Randwick City is available on our website at: [www.randwick.nsw.gov.au/community/randwick-city/demographics-and-population](http://www.randwick.nsw.gov.au/community/randwick-city/demographics-and-population).

## Financial reports

**Randwick City Council Financial Reports** contain detailed information about Council's financial position at the end of the year and how it performed over the preceding 12 months. The reports are independently audited and published annually. A copy of the 2014 Financial Reports can be found on Council's website: [www.randwick.nsw.gov.au/about-council/policies-plans-and-forms/plans-and-reports](http://www.randwick.nsw.gov.au/about-council/policies-plans-and-forms/plans-and-reports).

All data provided in this report is the most recent available at the time of publication.

# About Randwick City

## About our City

Randwick City is located in the eastern suburbs of Sydney, with Centennial Park to the north, the Pacific Ocean to the east, Botany Bay to the south and the City of Sydney to the west.

Our City covers 37.42 square kilometres (3,742 hectares) and includes the suburbs of Chifley, Clovelly, Coogee, Kensington, Kingsford, La Perouse, Little Bay, Malabar, Maroubra, Matraville, Phillip Bay, Randwick and South Coogee.

Our City is known for its extensive parkland and open space areas including Centennial Park, Heffron Park and Botany Bay National Park; 29 kilometres of coastline with the magnificent coastal walkway linking eight beaches and six ocean pools; excellent education and medical facilities including the University of NSW, the Randwick Hospitals complex and associated research and related services; a strong artistic and cultural focus; regionally significant recreational facilities; employment facilities such as Port Botany; and its proximity to the Sydney Central Business District and Sydney Airport.

## Our people

At end June 2013 our estimated resident population was approximately 142,310 having increased two per cent over the year. By comparison the number of people living in the eastern suburbs to the north of Randwick City increased 1.4 per cent to 133,908, while the population to the south in Botany increased 2.4 per cent to 43,292.

Source: ABS 3218 Regional Population Growth, Australia (April 2014)

The latest Census shows that:

- we live in 55,600 dwellings with an average household size of 2.4 people
- 1.4 per cent of our population are Aboriginal or Torres Strait Islander
- 49.1 per cent of the population are male with females representing 50.9 per cent
- 46.1 per cent of Randwick's population was born overseas, significantly more than 30.2 per cent for the total Australian population
- over 30 per cent of our residents speak a language other than English at home.

## Quality of life

**Randwick City is a highly desirable place to live, work and visit.**

Residents have a strong attachment to their community and local area demonstrating that we are achieving our vision of building a 'sense of community'.

- 25 per cent of our residents work locally in Randwick City.  
Source: Randwick City, Economic and Demographic Profile (April 2013 page 12)
- our median weekly family income is higher than the Greater Sydney average (\$2,066 vs \$1,683).  
Source: Australian Government Department of Employment (as at December 2013)
- our median weekly personal income is higher than the Greater Sydney average (\$718 vs \$619).  
Source: Australian Government Department of Employment (as at December 2013)
- our unemployment rate has remained significantly lower than the Greater Sydney average (3.3% vs 4.8%).  
Source: Australian Government Department of Employment (as at December 2013)
- 27.9 per cent of Randwick City's population have a university qualification - Bachelor or higher - which is higher than the Greater Sydney average of 19.5 per cent.  
Source: ABS Census of Population and Housing (August 2011)



## Community engagement

Randwick's Community Consultation Principles and Consultation Planning Guide provide the basis for planning community consultation and engagement on key projects and planning matters for our City. These tools were expanded in 2013 to incorporate interactive websites and the use of social media. Community engagement processes use a range of forums and methods depending on the project and developing a communication strategy is an integral part of all our major projects.

We are committed to ensuring residents are informed about how we use ratepayers' money and Council decisions. We use a number of regular communication channels such as direct mailouts, print advertising, flyers, local newspapers, eNews, banners, and community newsletters. Our website, smartphone app and the use of social media platforms such as Twitter, Facebook and Youtube also provide residents with access to a range of Council services and information.

We seek regular feedback from our consultative and advisory committees, our twelve precinct committees and eight chambers of commerce, as well as leadership forums with local businesses.

We conduct surveys through the **Your Say Randwick** online site that allows residents and ratepayers to let Council know what they think of proposed projects and plans. For a closer look go to: [www.yoursayrandwick.com.au](http://www.yoursayrandwick.com.au).



# The Mayor and Councillors



Cr Neilson Cr Smith Cr Shurey



Cr D'Souza Cr Belleli Cr Garcia



Cr Roberts Cr Matson Cr Bowen Cr Stavrinis Cr Nash Cr Moore Cr Stevenson Cr Seng Cr Andrews

The City of Randwick is divided into five wards—north, south, east, west and central. There are 15 elected representatives with three Councillors representing each ward for a four-year term.

The next local government election will be held in September 2016. The Mayor is elected annually in September by the Councillors.

The responsibilities of Councillors are defined in the Local Government Act 1993 and include:

- playing a key role in the creation and review of the Council's resources for the benefit of the area
- reviewing performance, delivery of service, management plans and revenue policies of the Council
- representing the interests of residents and ratepayers
- providing leadership and guidance to the community
- facilitating communication between the community and the Council.

A budget has been set aside for Councillors to attend relevant conferences and participate in the ongoing professional development programs provided for Councillors by the Office of Local Government (Department of Premier and Cabinet), the Local Government Association and other professional bodies.



## North Ward

**Cr Kathy Neilson (ALP)** First elected in 2012  
**Cr Kiel Smith (Lib)** First elected in 2008  
**Cr Lindsay Shurey (Greens)** First elected in 2012

## South Ward

**Cr Noel D'Souza (ALP)** First elected in 2012  
**Cr Robert Belleli (Lib)** First elected in 2004  
**Cr Pat Garcia (ALP)** First elected in 2012

## East Ward

**Cr Brendan Roberts (Lib)** First elected in 2012  
**Cr Murray Matson (Greens)** First elected in 1995  
**Cr Tony Bowen (ALP)** First elected in 2008

## West Ward

**Cr Harry Stavrinis (Lib)** First elected in 2012  
**Cr Scott Nash (Lib)** First elected in 2004 - Mayor  
**Cr Greg Moore (ALP)** First elected in 2012

## Central Ward

**Cr Geoff Stevenson (ALP)** First elected in 2008  
**Cr Ted Seng (Lib)** First elected in 1995  
**Cr Anthony Andrews (Ind)** First elected in 2000 - Deputy Mayor

# Council meetings and decision-making

Ordinary Council Meetings are held once a month and we have a range of committees that also meet regularly. Residents are welcome to attend these meetings. The dates of the meetings are available on our website and published in The Southern Courier.

Extraordinary Council Meetings are called at short notice from time to time to address particular issues. The dates of these meetings are published on our website and in The Southern Courier (if timeframes permit).

The Council and Committee Meeting system permits Councillors to focus on issues and gives them sufficient time for debate, discussion and effective decision-making.

Business Papers, and Council and Committee Meeting minutes are available on our website.

## Organisational structure

Randwick City Council is managed by its General Manager and the Directors of three divisions: City Services, City Planning and Governance and Financial Services.

On 24 June 2014 Council adopted a new organisational structure implemented to

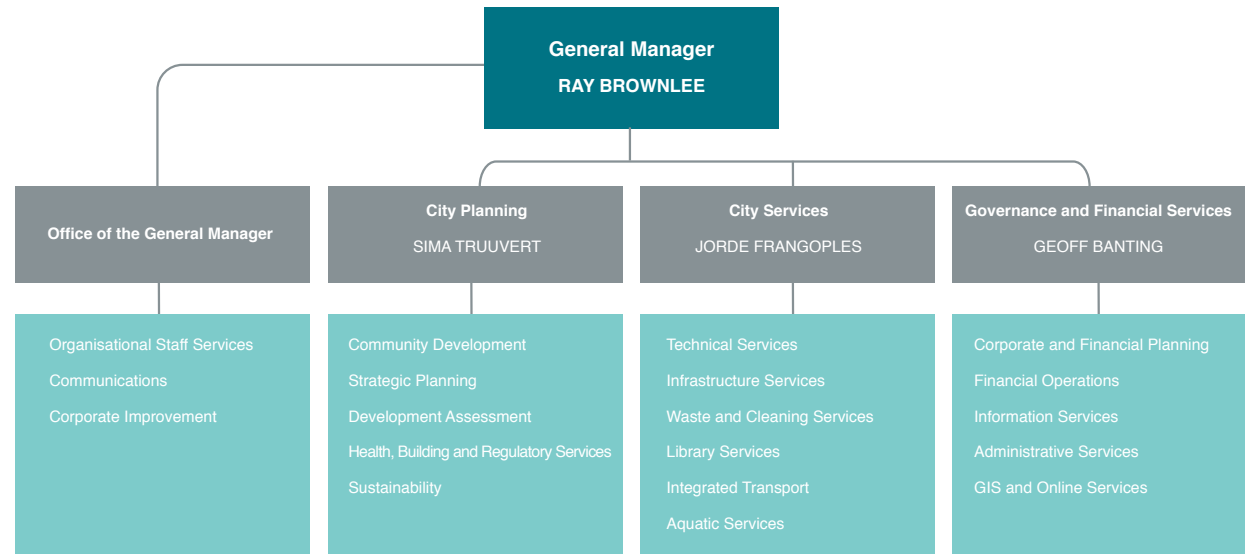
consolidate Council’s information technology style functions into one area. Under the new structure Information Services and GIS and Online Services were brought under the responsibility of a newly created position of Chief Information Officer, reporting to the General Manager. At the same time Organisational Staff Services was brought into the Governance and Financial Services Directorate.

## General Manager

The General Manager’s responsibilities are set out in the Local Government Act 1993. They include:

- managing the day-to-day operations of the organisation
- exercising such functions as are delegated by Council
- appointing staff in accordance with organisational structure and resources
- directing and dismissing staff
- implementing Council’s Equal Employment Opportunity Plan.

The overall performance of the General Manager is measured through a performance agreement as part of their contract of employment.



As at 23 June 2014

# Awards and citations

During the year Randwick City Council was recognised with the following awards and citations:

## Randwick City Council - Winner

**2013 Local Government NSW Environmental Excellence Award:** Overall Sustainable Councils Award for NSW

## Sustaining Our City initiative - Winner

**2013 Local Government Excellence in the Environment Award**

## Resource Recovery - Winner

**2013 Local Government Excellence in the Environment Award:** Enhance Resource Recovery in Housing NSW

## The Compost Revolution - Winner

**2013 Local Government Excellence in the Environment Award** (Organics Recovery)

## Leadership Development - Winner

**2013 Australian Human Resources Institute (AHRI) Rob Goffee Award for Talent Management**

## Randwick City Council - Runner Up

**2013 Keep Australia Beautiful NSW Sustainable Cities Award:** Overall Sustainable Council Award

## Sima Truuvert, Director City Planning, Randwick City Council - Highly Commended

**2014 The Minister for Local Government Award for Women in Local Government:** Metropolitan Council Senior Staff Member

## Yarra Bay Stormwater Harvesting System - Highly Commended

**Keep Australia Beautiful NSW Sydney Water Sustainable Award:** Water conservation

## A Migrant’s Story - Highly Commended

**2013 Building Inclusive Communities Award**

## Buildings for our Community Program - Commended

**2013 National Award for Local Government**

## Renee Saville, Coordinator Employee Services, Randwick City Council - Finalist

**2013 LGMA NSW Management Excellence Awards- Next Gen:** Emerging Leader of the Year

## The Heffron Pedal Park - Finalist

**2014 Government Communications Australia Award for Excellence:** Best Communications/Engagement

## Battle of the Beaches - Finalist

**2014 Government Communications Australia Award for Excellence:** Best Social Marketing Campaign

## 3-Council Ecological Footprint: Randwick with Waverley and Woollahra Councils - Finalist

**2013 Banksia Foundation Sustainability Award**

## Green Money Recycling Rewards partnership - Finalist

**2013 Banksia Foundation Sustainability Award**

## Workforce Plan - Finalist

**2013 Australian Human Resources Institute (AHRI) Award for Workplace Relations**



# Responsible management



North Coogee Rockpool, Coogee Beach.

## Responsible management

### We aim to provide responsible and sustainable leadership

We use a range of measures to monitor our progress in achieving the community's goals in the Randwick City Plan. We will refer to these indicators throughout this report.

### We focus on our customers

Customer service is a core value for Council staff and during recent years there has been a focus on being more responsive and improving the delivery and quality of information and services. During 2013-14:

- 93 per cent of written correspondence was actioned in less than 15 days.
- 77 per cent of phone calls were answered within 30 seconds.
- 95 per cent of service requests were completed within service level agreement targets.

Council staff receive training on expected service levels and organisational standards during the induction process, to ensure high levels of customer service.

### We are financially sustainable

Financial sustainability is at the core of good governance and Council is financially sustainable. Through a programmed and disciplined approach to financial management, the Council continues to generate an operating surplus and record capital expenditure levels while remaining debt free.

Following a further review of our financial sustainability rating (FSR) and outlook in April 2014, T-Corp rated Randwick City Council as having a sound FSR with an outlook for the next three years of positive.

Council's performance against the financial sustainability indicators for the preceding three years, including 2013-14, are well above the benchmarks set for the sector by T-Corp.

For more information on Council's financial position and financial sustainability indicators please refer to the separate document Financial Reports 2013-14 which is available on our website: [www.randwick.nsw.gov.au/about-council/policies-plans-and-forms/plans-and-reports](http://www.randwick.nsw.gov.au/about-council/policies-plans-and-forms/plans-and-reports).

### Council is committed to planning ahead and ensuring a financially stable and robust organisation

All of our medium-term plans have ten-year financial plans behind them. This gives our staff and our community the stability of knowing when each action is going to be funded.

Council's financial strategy is formally reviewed at least three times during the year: during the development of the annual Budget, the auditing of Council's Financial Statements and update of the Long Term Financial Plan. For the 2013-14 year, Council had an operating surplus of \$9.619 million.

Council has maintained its strong financial position while managing increasing cost shifting from other levels of government. Last year the percentage of Council revenue spent on services, shifted from other levels of government and agencies, steadily increased to 8.2 per cent.

### Our workforce is high performing, committed and engaged

**In the 2013-14 annual performance review, 99.4 per cent of staff were assessed as proficient and above.**

Council continued building individual and organisational capability by providing staff with learning and development activities developing their professional knowledge, skills and leadership competencies. Our award-winning All Stops to Randwick program was again held and continues to strengthen awareness in corporate and legal obligations.

We encourage our staff to develop their capabilities and look for opportunities for challenge and improvement. During the past eight years we have entered a team in the Local Government Management Challenge with great success. In 2013, our team won the NSW competition and competed in the Australasian finals.

We were the first NSW council to participate in the Aon Hewitt Employer of Choice Survey. Our third survey to determine levels of staff engagement and satisfaction with Council as an employer achieved a 13 per cent increase in staff engagement levels reflecting the positive outcomes of strategies in place.



# Responsible management

The dedication of our staff was highlighted this year in two special events celebrating 50 years of service with two of our valued members – Jack Gaskin and Paul Vassarotti and in the awarding of the Highly Commended Metropolitan Council Senior Staff Member Award for Women to our Director of City Planning, Sima Truuvert, by the Minister for Local Government.

## Strong focus on improvement

Randwick City Council has a strong commitment to continuous improvement. We continually seek to provide better services and programs to achieve cost and efficiency savings; and to encourage innovation.

### New website launched

In mid-2014 Council relaunched our website with a new look and structure to make it easier for residents and businesses to find information, request services and pay bills online.

More than 2.2 million visitors go to our website each year looking for Council information, development applications, events, news, online forms, rubbish and recycling details and much more.

The upgrade followed extensive consultation and testing with residents through online surveys and focus groups to develop a website that is easy to use, informative, interactive, and celebrates living in Randwick City.

Improvements in the website include:

- clean, simple structure and navigation;
- social media sharing and user-commenting;
- local information such as daily lifeguard reports, beach cams, events, news and interactive maps;
- dedicated individual websites for Randwick Library and the Des Renford Leisure Centre;
- book and pay for services online;
- promotion of community-organised events such as fetes, markets, charity fund-raisers and garage sales;
- responsive website design accessible from desktop, tablet and mobile devices;
- key services and information in foreign languages;
- AA compliance with the Australian Government's Web Content Accessibility Guidelines; and
- intuitive address-based searching to find your

local Councillors, precinct meetings, works and upgrades, rubbish pickups and more.

### Improved online services

During the year we continued to develop innovative ways for our customers to access information and submit requests online. This year we enhanced our services, offering customers the ability to apply for membership at the Des Renford Leisure Centre, and notify us of a change in their contact details (name and address), online.

We revamped the waste collection request form and provided the option to enter the Bandslam Competition online. We also provided online access to Self Guided City Walks.

At the start of 2013, Council introduced a new system for the electronic lodgement and processing of Development Applications and in 2013-14, 65 applications were processed this way. The enhanced DA tracking system provides greater flexibility to the community and applicants to lodge, check the status, view and enquire about application documentation without the need to come into Council's Customer Service Centre. Through this online process, Council has the ability to inform applicants of the outcome of applications and provide planning documentation electronically.

To improve access to online services, the myRandwick App version 2 live was made available on iPad and as an android App.

### Business insight survey

To learn more about our process and business efficiency, Council participated in an innovative business insight survey with 72 other councils. Our participation has led to new ways of thinking about how we undertake our business and how some of our processes and information gathering might be enhanced.

### Promoting better practice review

In early 2013 an organisation wide promoting better practice review was undertaken. One of the review mechanisms used to review all processes across Council against best practice was the Office of Local Government's checklist. Throughout the year recommendations from that review were proactively implemented.

## Good governance with demonstrated accountability and transparency

During 2013-14 a strong emphasis was placed on increasing the level of governance across the organisation, including:

- the purchasing and procurement processes across Council were strengthened, including the introduction of a fully electronic tender process, fully rotating supply panels and even further training to provide staff with enhanced skills and information to make appropriate purchasing decisions. This greater emphasis on purchasing compliance is illustrated by our recent three year spend analysis that revealed no breaches of the local government tendering regulations over that extended period.
- the ability to deal with customer requests in a far more timely manner was strengthened with the enhancement of our customer service request system. These enhancements allow staff out in the field to electronically log service requests at the point of customer contact, and the actioning of requests in a reduced amount of time.
- at the request of local business owners, a complete review of Council's footpath dining licencing system was undertaken in order to take into account issues such as wet weather, seasonal variations and restaurants in quieter areas. The end result was a more equitable fee structure for business owners across the Randwick City area.
- a general update to Council's Code of Meeting Practice, Councillors' Expenses and Facilities Policy and the Code of Conduct were undertaken during the year.

Other strategies that demonstrated accountability include:

- ongoing reviews by the Internal Auditor; and
- our independently chaired Internal Audit Committee, consisting of three external specialists and the Mayor. The committee provides independent assurance and assistance to Council on areas including risk management, control, legislative compliance and external accountability responsibilities.

## Building partnerships

Since adopting the first Randwick City Plan in 2006, Council has developed a number of significant partnerships to encourage mutual understanding of local needs and contribute to projects that benefit the wider community. These include:

- membership and participation in the **Southern Sydney Regional Organisation of Councils (SSROC)**, an association of 16 municipal and city councils
- the initial Rail Transport Infrastructure Memorandum of Understanding between the **UNSW, Prince of Wales Hospital, Australian Turf Club** (Royal Randwick Racecourse), **Centennial Park / Moore Park Trust**, the **City of Sydney** and the **Sydney Cricket Ground Trust**, to successfully advocate for the return of light rail to Randwick City.
- the **3 Council Ecological Footprint** project with Waverley and Woollahra Councils.
- the **Eastern Beaches Premier's Crime Prevention** partnership.
- partnerships arising from the Matraville Town Centre Action Plan with the **Matraville Chamber of Commerce** and the **Matraville Precinct Committee**.
- partnerships arising from the Kingsford Town Centre Strategy with the **Kingsford Chamber of Commerce**.
- a Sustainability Agreement with the **University of NSW** with the University agreeing to provide Council with access to research into sustainability and related programs, and Council providing practical application of some of the research.
- a partnership with **Housing NSW** aimed at delivering improved social and physical outcomes for residents living in and around public housing precincts in Randwick City.
- community partnerships with the **South Sydney Rugby League Football Club** and **Souths Cares, Randwick Rugby Club**, the **Cancer Council of NSW**, **Youth Off The Streets Outreach Program** and the **Local Guriwal Aboriginal Corporation**.
- partnering local clubs by administering the **ClubGrants** scheme.

# A sense of community



The Spot Festival

**7,112 people follow Randwick City Council on Facebook and Twitter**

## A sense of community

### We support a range of community organisations and events

During 2013-14 Council contributed a total of \$1.94 million in donations and subsidies to individuals, community groups and non-profit organisations, including rental subsidies to childcare centres, donations to surf clubs and local and regional organisations as grants via our Cultural and Community Grants Program. The total value of contributions awarded to community organisations in 2013-14 was \$354,100.

### Our community is vibrant

**More than 110,000 people attended community events run by Council throughout the year.**

Our signature annual events include: The Spot Festival; Carols by The Sea at Coogee; Coogee Sparkles New Year's Eve fireworks; Eco-living Fair - which again attracted over 6,500 residents; and the Australia Day celebration and citizenship ceremony.

For a third year Council partnered NSW Police in the organisation of Sydney's White Ribbon Walk with the number of participants growing annually. This year over 800 people participated in the event which is double the number in the 2011 inaugural walk.

This year we launched the inaugural Beach Breaks Carnival at the Maroubra Surfing Walk of Fame which over 2,000 people attended, and for the first time we promoted the Eco-living Fair with its own website which received over 1,700 hits on the day of the event alone.

We celebrated the rich history of our City and residents, building a memorial for Fallen Lifesavers at Coogee and commemorating the Boer War with a plaque at High Cross Park cenotaph.

### We provide great community facilities

**We respect our cultural diversity and encourage artistic and creative initiatives. We also support our strong sporting culture.**

We provide for our community's social, recreational, sporting and cultural needs through a range of facilities and services such as libraries, community centres, sports grounds, parks, walking tracks, cycleways, beaches, ocean pools, a leisure aquatic centre and playgrounds.

This year we completed the extension of the Des Renford Leisure Centre. Admissions at the centre rose 27 per cent to 730,090, drawn by the broadened services which include the new gym and fitness classes. At the same time enrolments in the Centre's swim school classes continue to rise with the per term average increasing to 3,890.

This year Council was successful in obtaining an \$189,000 Library Development Grant from the State Library of NSW which will be put towards completing the refurbishment of the Bowen Library.



# A sense of community

Randwick City libraries continue to be a hub for community interaction with school holiday activities popular with both primary and secondary school aged children and preschool activities strongly patronised. Twenty-six per cent of the City's residents are library members.

Throughout 2013-14, the Library ran 1,200 activities and events attracting around 37,600 people, with the visit by Their Royal Highnesses Crown Princess Mary and Crown Prince Frederick of Denmark a highlight. Their Highnesses' visit was part of a tour promoting The Alannah and Madeleine Foundation which aims to protect children from bullying and violence.

As a new initiative this year, most library activities and events can now be pre-booked, online.

To improve the accessibility of services offered through our Libraries, Council has purchased laptops for the public to use in the Library, mini iPads for loan and installed a DiscGo charging station for mobile phones. An Overdrive Media Station which features the Library's downloadable collection of ebooks and audiobooks, has been introduced to the Bowen Library. Free Wi-Fi at all Randwick City libraries has been upgraded to improve performance.



Prince Frederick pays a visit to the Margaret Martin Library

## Meeting the needs of our community

We continue to work with relevant agencies to understand and meet the needs of our community.

Council maintains a good understanding of the community's needs through working with different community members on a range of advisory committees.

We liaise with the access committee to prioritise kerb ramp upgrades throughout the City. This year upgrades identified in the Kensington Pedestrian and Mobility Plan were completed.

Council remained active in informing on community health issues through forums covering topics such as Alzheimer's; dementia; suicide prevention and understanding depression; and living independently for longer. Over 180 people attended a Community Mental Health forum.

We seek regular feedback from our precinct committees whose representatives meet quarterly with Council's General Manager to discuss issues of significance.

For more detail about who we work with to meet the identified needs of our community refer to building partnerships on page 17.

We also host regular meetings with representatives from the combined Chambers of Commerce, Randwick City Tourism and the Service Clubs in Randwick City as well as leadership forums with local businesses.

## Involving people in decision making

Using our Community Consultation Principles and Consultation Planning Guide we have developed a set of online consultation tools including the Your Say Randwick consultation websites. The extent of community engagement through these sites is reflected in the data for site visits and document downloads, with 167,973 unique site visits and 48,173 documents, videos and images downloaded from the site.

Community consultation activities during the year included on-line surveys, on-site meetings, social media, public exhibitions, working groups, calling

for submissions, letter box drops, focus groups and precinct meetings.

More than 20 community consultations were undertaken by Council during 2013-14.

Our major consultations included the continuation of the Environmental Levy, Coogee Beach toilets, Coogee Town Centre upgrade, Council website upgrade, the future of the Kensington Bowling Club, projects in our Buildings for our Community program, the Annual Budget and Operational Plan and playground upgrades at Ocean View Reserve and Frank Doyle Park.

The significant community interest in these consultations is demonstrated by the these examples: the Environment Levy survey had over 6,900 responses, Frank Doyle Park playground upgrade involved 340 residents and the Coogee Town Centre upgrade attracted over 1,900 submissions.

We provide the precinct committees with opportunity to help us develop our Budget and Operational Plan each year by suggesting upgrades and improvement projects that would benefit the community. The precincts are comprised of residents and property owners and hold monthly meetings, supported by Council where residents identify their priorities, and voice their views.

We consult with a range of advisory committees who provide strategic and practical advice which helps guide Council's decision making. These committees include the Multicultural Advisory Committee, Older Persons Advisory Committee, Youth Advisory Committee, the Access Committee, Floodplain Management Committees and the Aboriginal Consultative Committee.

Council also works with, and is represented on a number of external committees, such as the Eastern Region Local Government Aboriginal and Torres Strait Islander Forum and Randwick Traffic Committee.

## In 2013-14 there were 2.19 million hits on the Randwick City Council website

### Strong focus on communication

Randwick City Council has a strong commitment to communicating well with the community and listening to better understand the views of the community and others, and to guide us in our decision making.

Randwick City Council issued close to 200 media releases this year which informed the community about such diverse topics as:

- light rail
- local government reform
- footpath and road upgrades
- exhibitions and memorials such as the Heroes of the Ages exhibition, Fallen Lifesavers Memorial and Boer War commemorative service
- new facilities such as the Frank Doyle park upgrade and opening of the Des Renford Leisure Centre
- the new garbage truck fleet
- proposed projects such as the Coogee Bay Road upgrade, Kensington Bowling Club reuse and Coogee Beach toilets
- environmental initiatives such as the Dunningham Reserve Stormwater Harvesting project, garden grants, sea floor degradation and Earth Hour
- community events such as The Spot Festival, Bandslam Competition and neighbourhood street parties
- Lurline Bay area name
- community initiatives such as green money, esmart library, rock fishers safety and the wearing of lifejackets.



# A sense of community

## Access to information

Illustrating our commitment to communicate through a number of different mediums to listen to, inform and engage with the community and keep abreast with changing trends, Council uses a variety of social media platforms. Randwick City Council's Facebook page reached 5,400 followers this year, double that of a year ago, while 830 tweets were posted on the Mayor's twitter account (@RandwickMayor) throughout the year.

Each quarter the community newsletter was distributed to 55,000 households in Randwick City, keeping the community informed and connected to what Council is doing. The community newsletter provided information on an array of important issues including:

- Council's Cultural and Arts program
- the benefits of recycling plastics
- Kitchen Food Scraps trial
- Council's new environmentally-friendly garbage trucks
- the upgrade of community facilities and undertaking of major projects such as the Frank Doyle playground, new stormwater harvesting system at Coogee Beach and the Belmore Road streetscape upgrade
- the Light Rail Environmental Impact Statement
- Sydney's longest serving Council garbage collection employee - Jack Gaskin.

Our dedicated multilingual website holds 20 pages of core council information, plus all brochures, in the top five languages in the community - Chinese, Spanish, Russian, Greek and Indonesian.

**8,729 hits on LINCS (Community Services) webpage**

## Contact with Council

You may contact us:

- at our administration centre: 30 Frances Street, Randwick NSW 2031 between 8:30am to 5:00pm Monday to Friday
- by phone 02 9399 0999 or 1300 722 542 (free call in Sydney)
- by fax 02 9319 1510
- by email [council@randwick.nsw.gov.au](mailto:council@randwick.nsw.gov.au)
- through local precincts who hold monthly meetings to discuss local issues
- through special consultation Your Say Randwick websites
- via Mayor's Twitter page
- via Council's Facebook page
- via The myRANDWICK app and mobile site.



Princess Mary at the Margaret Martin Library



# Places for people



Frank Doyle Table tennis playground, Randwick.

## Places for people

Better design and environmental sustainability across all development

**The average development application (DA) processing time is 33 days.**

We have a robust planning and development framework. After extensive consultation, the Comprehensive Local Environmental Plan (LEP) became effective in February 2013 and the Comprehensive Development Control Plan (DCP) formally commenced in June 2013. The updated DCP incorporates new design and Ecologically Sustainable Development controls and guidance for achieving quality and sustainable design in new developments.

This year Council processed 834 DAs which was a 9.9 per cent increase on the year before. Sixty-five of these applications were processed using Council's online service.

Our public assets are well maintained and meet service standards

**There has been an increase in the average overall condition of our public infrastructure since 2008. This reflects our expenditure on infrastructure which since 2008, has exceeded the value of maintenance required to maintain assets in a satisfactory condition.**

In 2013-14 we spent \$9.7 million maintaining the City's assets to keep them to a satisfactory condition.

In October 2013, Randwick City Council was the first council in NSW to have its Special Schedule 7 asset report audited without qualification, demonstrating a high standard of financial infrastructure asset management. Our Special Schedule 7 for 2013-14 shows 87 per cent of our assets are rated as either good or excellent in terms of their condition.

### Maintaining quality open public spaces

We provide 8.19 hectares of open space per 1,000 persons – well above the standard of 2.83 hectares per 1,000 persons.

Following a detailed inventory review of all open spaces an additional 30 hectares of open space has been formally recognised in Council's Comprehensive LEP as open space / environment zoned land.

- Nearly 30 per cent of land in Randwick City is designated for some form of open space including parks, reserves, beaches and recreational areas.
- Council continues to implement the Chifley Reserve Plan of Management, and work is ongoing to transform this 7.86 hectare former tip site into a regional sporting park.
- Council prepared a draft Plan of Management for the Randwick Environment Park which will guide the use and embellishment of this important asset for the community over the next ten years. A peer review of this plan is currently underway.

### Provide quality public buildings and facilities

#### Capital works

During 2013-14 we continued to invest record amounts on capital works including:

- extending the Coastal Walkway throughout Jack Vanny Memorial Park in Maroubra from the carpark to Bond Street, and from the Skate Park to the South Maroubra Surf Lifesaving Club.
- an upgrade of the Frank Doyle playground in Randwick featuring new play equipment, an outdoor table tennis table and landscaping.
- an upgrade to playground equipment at Alby Smith Memorial Reserve, Coogee featuring a flying fox.
- an upgrade to playgroup equipment at Ocean View Reserve in Maroubra.
- the upgrade of Belmore Road commercial centre paving on the western side between Alison Road and Waratah Avenue, Randwick including new street furniture.
- installation of new safety barrier fencing and landscaping in Dunningham Reserve at Dolphin Point, Coogee.
- resurfacing of 7.1 kms of roads.
- the construction of 3.2 kms of new footpaths.
- the upgrade to 10 bus stops to improve mobility and access.
- construction of traffic facilities including:
  - a roundabout at intersection of Clovelly Road and Flood Street, Clovelly

# Places for people

- a pedestrian refuge at intersection of Clovelly Road and Mundarra Street, Clovelly
- a pedestrian refuge on Cowper Street near Cook Street, Randwick
- a pedestrian refuge on Rainbow Street near Botany Street, Kingsford
- entry treatments for seven streets off Gardeners Road, Kingsford
- a pedestrian amenity upgrade in Howard Street near Lee Street, Randwick
- the kerb ramp rollout as part of the Kingsford/Kensington Pedestrian Access Management Plan.
- installation of a memorial for Fallen Lifesavers at Coogee Beach.
- installation of a sculpture celebrating the international artist Cristo's wrapping of Little Bay.
- restoration of public art including the Kingsford Smith mosaic, the horse trough supports in Kingsford, and the Tekapo anchor at Maroubra.
- restoration of the headstone for former mayor John McDougall at Randwick General Cemetery. Mr McDougall was a Randwick Council alderman from 1902 to 1905 and served as Mayor between 1906 and 1907.



## Buildings for our community

In 2010 Randwick City Council, with the support of the community, was successful in getting approval for a three-year variation to general revenue that will largely fund a seven-year \$34.8 million Buildings for our Community Program to upgrade and replace existing facilities and provide new facilities.

Under the Buildings for our Community Program, Council commenced or completed work on a number of projects this year including:

- the expansion of the **Des Renford Aquatic Centre**. The new two-storey extension features a new fitness centre with gym, spin and aerobics rooms, purpose built crèche, reception and administration areas. At the same time we refurbished the existing amenities and café, and undertook extensive landscaping. Since the new facilities opened, the number of visitors to the centre has increased by 33 per cent. To reflect the wider range of facilities, the centre was renamed the **Des Renford Leisure Centre** at its official opening on 7 October 2013.
- the upgrade of existing toilet facilities in **Cromwell Park**, Malabar. This benefits those residents and visitors who enjoy the park facilities and nearby Malabar Beach.
- the construction of a new multi-purpose sports amenities building in the central east precinct at **Heffron Park**. This facility, completed in early 2014, features new toilets, change rooms and storage.
- the restoration of the **James Bundock** fountain.

For more details on our Buildings for our Community Program turn to page 57.

## We keep our City clean and looking inviting

During 2013-14 we received 37,010 service requests, varying from waste services to animal problems. In 2013-14, 95 per cent of service requests were met within agreed time frames, up from 91 per cent the year prior.

On average we collect waste from 40,850 bins; recycled material from 21,120 bins; and green waste from 14,560 bins, each month.

Council provides free recycling collections for a number of local schools and free recycling education sessions.

Our main beaches (Clovelly, Maroubra, Coogee and Malabar) are raked and also manually cleaned daily.

In our town centres the litter bins are collected and streets swept twice daily.

Our graffiti management teams responded to an average 10 requests daily from across the City, which resulted in the removal of graffiti covering 5,200 square metres during 2013-14.

## Community safety, health and well being

Council is committed to ensuring our community's safety and helping to provide for its health and wellbeing. This year:

- more than 1,000 children from local schools participated in Council's Surf and Water Safety Program
- there were 368 surf rescues at the City's beaches
- 754 building inspections were undertaken to ensure compliance with building codes
- 934 inspections of food handling premises were undertaken to ensure that our food businesses satisfy food handling standards
- 1,635 fire safety statements were received, requiring 74 follow up, safety related, inspections
- 70 registered boarding houses and 23 entertainment venues/licensed premises were inspected
- 80 private swimming pool enclosures were inspected
- water quality at the Des Renford Swimming Pools was 100 per cent compliant with Health Department Guidelines throughout the year
- Council completed more than 2,000 jobs under the Home Maintenance and Modification Service (HMMS). The HMMS provides quality and reliable assistance to disadvantaged and older residents to enable them to live independently within their homes and communities.

## Diverse and affordable housing

**The level of housing affordability is 31 per cent. (Median weekly rent divided by median weekly household income)**

Council continues to be involved in facilitating initiatives to retain and encourage provision of affordable housing in Randwick City. Council's affordable rental housing program is designed to assist low to moderate income earners, working in key local services such as childcare, hospitals, police, and education institutions, who are unable to rent locally without succumbing to housing stress. As at the end of the 2013-14 financial year Council owned 14 affordable housing units which are tenanted under this program.

## We value our heritage and the natural environment

We worked strenuously to protect and celebrate our natural and built heritage by:

- recognising the cultural and social heritage importance of places of significance to our Aboriginal and Torres Strait Islander community
- advocating to make the open space on the Commonwealth owned Malabar Headland more accessible to the community
- listing 16 landscape elements as heritage items under the Randwick LEP, which was gazetted in February 2013
- listing 479 heritage items and areas within the City under the Randwick LEP.

Conservation work carried out during 2013-14 included restoration of the Kingsford Smith Mosaics, the Kingsford Horse Trough, the Yarra Bay Phillip Monument and the Tekapo Anchor.

We celebrated History Week running Art Deco walks around the suburbs of Randwick and Coogee. The Bowen Library hosted the Art Deco Exhibition and other exhibitions showcasing the Randwick Petersham Cricket Club and a display on Toys through Time. Local history lectures about John Cann and the 1959 Coogee Ferris Wheel Disaster held at the Bowen Library were also popular.

This year a new section of the coastal walkway between the South Maroubra Surf Club and the Skate Park was completed, increasing access to public spaces and places. Council continued to work with the representatives of various golf clubs with the objective of establishing a route for the coastal walkway through the southern section of the City.

Council continues to work closely with relevant Commonwealth Government agencies to improve Malabar Beach water quality. This year the Commonwealth Government installed a leachate cut-off drain at the northern end of the beach and additional work commenced on the southern boundary.

Council will continue monitoring water quality with Beachwatch of the South Maroubra rock pools and surrounding area. This work demonstrates Council's ongoing dedication to protecting our beaches and coastline.



# A prospering City



Coogee Bay Road, Coogee.

**All eligible food related businesses in the Kingsford Town Centre were given the opportunity to trial footpath dining for a 12 month fee-free period**

## A prospering City

We have a strategic approach to economic development

**The Randwick Economic Development Strategy was adopted in 2009 to support and promote economic development across all aspects of the local economy and facilitate a prospering City.**

Council's Economic Development Officer implements the actions developed under the strategy and consults widely with local business and Chambers of Commerce.

This year, Council's online services to business has expanded to include a link to the economy.id profile for Randwick City. This interactive economic statistical program provides easy access to a wide range of economic information and data specific to our City, to help businesses in their planning and operations. The Randwick City economy.id profile may be accessed here: <http://economy.id.com.au/randwick>.

At the December Quarter 2013 the Randwick City unemployment rate was 3.3 per cent which was significantly lower than the Sydney Region at 5.8 per cent and the national figure at 5.9 per cent.

Source: Department of Employment - Small Area Labour Markets.

- Our City's Gross Regional Product is \$7.50 billion.\*
- There are 53,771 local jobs in Randwick City\* generated by 11,294 local businesses^.
- Of our residents, 73,511 are employed\*.

\*Source: National Institute of Economic and Industry Research (as at December Quarter 2013)

^Source: Australian Business Register (as at December Quarter 2013)

Our commercial centres are vibrant

- We beautified and upgraded the commercial centres of Kensington, and Matraville with the installation of new footpath paving, street furniture and landscaping.
- We continued the Randwick commercial centre upgrade with new footpath paving, new kerbing and street furniture.
- The Randwick City Business Excellence Awards were held in August 2013 attracting over 19,000 votes of support for our local businesses.
- All eligible food related businesses in the Kingsford Town Centre were given the opportunity to trial footpath dining for a 12 month fee-free period this year, demonstrating Council's commitment to promoting programs that support local businesses and encourage economic activity in local centres.
- Council sponsored the Earth Hour Dine Out by Candlelight event which widely promoted the 64 local cafes and restaurants participating in the event.



# A prospering City

## Tourism and recreation

**While tourism can make a significant contribution to employment and the ongoing prosperity of Randwick City it needs to be sensitive to environmental and social issues.**

- In 2013-14, 72,468 international visitors spent at least one night in Randwick City, which is the highest number in more than seven years.
- To promote tourism within the City, Council partnered with Randwick City Tourism Inc to update and distribute a Randwick Tourism brochure.
- During 2013-14 we invested \$1 million in the Maroubra stage of the Coastal Walkway.

## Education and Heath Specialised Centre

**The University of NSW and the Randwick Hospitals Complex are identified in the NSW Government's draft Metropolitan Strategy (2014) as a Health and Education Specialised Precinct.**

We are continuing to work strengthening the specialised precinct around the University of NSW and Randwick Hospitals complex a centre of excellence for education, health and medical research employment, in consultation with key stakeholders and the community. It is important to encourage these speciality and related services, as well as enhancing accessibility in and around this precinct.

**In 2013-14, 72,468 international visitors spent at least one night in Randwick City, which is the highest number in more than seven years.**



*Kingsford Smith mosaic, Kingsford.*



# Moving around



**Our focus this year was on pedestrian safety, particularly for seniors and commuters.**

## Moving around

### Sustainable transport choices

**We implemented programs to encourage the use of sustainable transport.**

We have worked closely with car share providers to make access to car share vehicles easier, reducing the reliance on private vehicles. There are currently almost 1,500 car share members using 66 community share vehicles in Randwick, contributing to 943 fewer vehicles owned by residents and a similar number of fewer vehicles parking on Randwick streets.

### Encouraging walking and cycling

We encouraged walking and cycling by:

- hosting Bike Week events at the Eco-living Fair
- producing and distributing free, high quality, informative walking and cycle maps
- running bicycle maintenance and bicycle proficiency courses for the community
- undertaking substantial work on the construction and maintenance of footpaths and roads to improve cycling and pedestrian access around the City.

Council continues to develop its shared pathways throughout the City. This year, work focused on assessing and designing a route along Anzac Parade from Kingsford to La Perouse. We are also examining closely pedestrian and bike linkages to the proposed light rail stations and termini.

### Road Safety

**Over the past year there was a slight reduction in the number of recorded motor vehicle crashes to 655 from 658 and in the number of pedestrian accidents across the City (from 54 to 52).**

Our focus this year was on pedestrian safety, particularly for seniors and commuters. To alert commuters to accident risk in the surrounding area, we posted maps of accident hot spots at ten bus shelters.

We continued a range of road safety programs. This year they included Hold Me Close, Keep Me Safe, a program designed to raise driveway safety awareness and increase safety for children.

# Moving around

As a new initiative to address high pedestrian casualty rates in the 60 year and over age range, Council gave five walking safely presentations to approximately 56 senior pedestrians through the Stepping On program in partnership with the South Eastern Sydney Local Health District.

## Management of car parking across the City

The resident parking schemes are continually reviewed. Where appropriate and supported by the community, these areas are expanded to give parking priority on the street to residents who cannot park on their own property.

In 2013-14, 3,994 parking related customer requests were investigated and actioned.

## Public transport infrastructure

A \$1.6 billion State Government project will see light rail built from Circular Quay to Randwick and Kingsford. Throughout the year Council undertook conversations with our communities, businesses and institutions to address concerns and provide a framework to achieve some significant improvements to the project for Randwick City residents, businesses and the thousands who travel to the City to work and visit.

**In 2013-14, 3,994 parking related customer requests were investigated and actioned.**

hold me close  
keep me safe



Child road safety campaign



# Looking after our environment

**Council's Who Cares About the Environment survey, confirms 82 per cent of residents remain concerned about the environment.**



School vegetable garden

## Looking after our environment

### Leadership in sustainability

For almost a decade, Council's Sustaining our City initiative has been driving change and contributing to significant progress in environmental protection and sustainability across the whole community. The initiative is funded by a special six per cent environmental levy providing approximately \$3 million a year for spending on specific environmental improvements and sustainability initiatives. This environmental levy has been in place for the past ten years and in 2014 gained community, Council and the Independent Pricing and Regulatory Tribunal (IPART) approval for a further five years.

Council's Who Cares About the Environment survey\*, confirms 82 per cent of residents remain concerned about the environment. The majority of residents surveyed supported the continuation of the range of environmental programs underway via Council's Sustaining our City initiative.

\*completed in January 2014

### Continuing the environmental levy

Before applying to continue the levy, Council ran an extensive community engagement program including a survey posted to every ratepayer, a dedicated website inviting feedback, community workshops and information on social media. Almost 7,000 ratepayers completed the survey with the results showing a majority of residents in support. At the community workshops where Randwick City Council staff explained the projects and programs funded by the levy, 75 per cent of residents attending supported continuing the levy to provide for better environmental outcomes for the community.

### Environmental programs

Council's spending and projects on our local environment provide resources across key activity areas including:

- coastal protection along our 29 kilometres of beaches and foreshore
- conserving resources, particularly around reducing energy and water consumption and re-using waste materials
- responding to Climate Change and reducing greenhouse gas emissions
- protecting and restoring natural areas for native animals and plants
- increasing community involvement and participation in helping and protecting our environment which includes those living, working and studying in Randwick City.

Some of the major projects funded and supported through Council's environmental levy program in 2013-14 include:

- stormwater harvesting projects at Dunningham Reserve, saving 27 million litres of potable water annually, and Bardon Park, Coogee saving 5 million litres of potable water annually
- provision of public amenities using reed bed irrigation (composting) at the Randwick Community Centre

# Looking after our environment

- continuing energy management and energy saving initiatives at Council's Administration Office and Bowen Library
- hosting major community education projects and events at Barrett House, Randwick Community Centre, Prince Henry Centre and the Works Depot
- funding for 11 additional food and native gardens in our local schools
- holding Council's annual Eco-living Fair which provides workshops and demonstrations to assist residents to be more sustainable at home, school and in their workplace
- conducting marine and coastal discovery programs three times a year for young people and their families
- conducting sustainable living courses, free for residents throughout the year, covering a full range of environmental issues and topics
- continuing our 3 Council collaboration with neighbouring Waverley and Woollahra Councils aimed at reducing consumption of natural resources - including the joint operation of our sustainability demonstration project at Barrett House, Randwick
- providing funding for sustainability initiatives such as the provision of \$15,000 to Rainbow Street Public School in Randwick to complete building a 80,000 litre rainwater storage and irrigation system.

## Managing environmental risks and impacts

We take a precautionary approach to the management of environmental risks.

We continue the remediation and monitoring of former landfill sites in Randwick, the most current being the transformation of the Chifley sports fields. Most of these former landfill sites are now providing important passive or active recreation facilities for our community.

We continue to prepare and review flood management plans and studies across our ten major catchment areas.

## Local biodiversity

Biodiversity takes into account the variety of all life forms, the different plants, animals and micro-organisms, the genes they contain and the ecosystems they have formed.

We continue to provide strong support for the extension of habitat planting and areas to conserve native flora and fauna across public and private land areas including local schools.

Council's bushcare program has bushland staff working closely with volunteers and specialist contractors to protect and maintain important areas of native vegetation.

Biodiversity conservation and monitoring is undertaken to ensure the continuation of local flora and fauna species for future generations.

In 2013-14 there were 17,507 hours of bush regeneration, weed control and revegetation work conducted in 30 Council managed reserves, including 25 bushland and five pocket park sites, by both contractors and volunteers.

Council's bushland team is responsible for maintaining reserves containing the endangered ecological community, Eastern Suburbs Banksia Scrub and the endangered Acacia terminalis subspecies terminalis and other locally rare species.

This year Council continued its work to regenerate areas of natural bushland in the City. Within the Bunnerong Road, Chifley site, surveys have shown the existence of a healthy and viable population of the endangered Acacia terminalis species, while Platysace ericoides has been discovered at the Randwick Environment Park and Carex fascicularis at the Trennery Reserve wetlands for the first time, providing evidence of the strength of our biodiversity strategies and programs.

There are currently around 500 species of indigenous plants and 300 native fauna species, including frogs, reptiles, birds and mammals that have been recorded in Randwick. This represents 25 per cent of all species indigenous to the Sydney Basin, which remains one of the main centres of plant diversity in Australia.

**3.5 per cent of open space land is zoned for environmental protection.**

A new draft Plan of Management for the 13 hectare Randwick Environment Park has been prepared to ensure the protection of this significant area of native bushland and wetland, while also enhancing its enjoyment by the community.

Council's new LEP 2012 now includes maps of all endangered ecological plant communities and species, including the Eastern Suburbs Banksia Scrub (ESBS) and Acacia terminalis (sunshine wattle).

Council contributed to the greening of our City by planting 38,030 plants in Council parks and reserves and an additional 626 street trees throughout the City during 2013-14. Many of these were sourced from the 135,000 plants propagated in Council's Nursery.

## Sustainable waste management

The NSW Government has recently amended its target to 75 per cent for the amount of household waste diverted from landfill by local councils by 2020.

**Randwick City Council currently diverts 55 per cent of household waste from landfill.**

In order to reach the targets we will be relying on high levels of community participation and awareness of waste avoidance, recycling and resource recovery strategies.

This year, as a City we treated 15,000 tonnes of the waste, collected from households, at SITA's Alternative Waste Treatment facility. Our kerbside recovery service for residents is converting recycling, garden organics, and food waste into re-useable products and diverting 55 per cent of our waste from ending up in landfill. The amount of waste we have diverted from landfill since 2007-08 has increased from 38 per cent.

We have introduced some innovative programs to encourage waste diversion including a trial of food waste collection and processing from around 5,000 multi-unit dwellings. Since the trial began in October 2013, 40 tonnes of food waste has been collected for composting and conversion into organic material and bio-energy. Council has also established an e-waste collection service, and thin plastics and plastic bag collection and recycling service at Council's Perry Street Recycling Centre which has enabled reuse of more than 97,500 plastic bags.

## Water cycle management

Council's water consumption across all of its sites has increased by approximately seven per cent due to expansion at our facilities such as the Des Renford Leisure Centre. However our continuing investment in major stormwater harvesting and treatment systems has shown in excess of 300 million litres of water being used for irrigation purposes, toilet flushing and hard surface washdown from these alternative water sources.

Council continues to construct major stormwater harvesting, treatment and re-use projects across the City. New stormwater harvesting projects completed this year at Dunningham Reserve and Bardonia Park, Coogee are saving around 32 million litres of potable water annually.

## Energy conservation

The ongoing implementation of our Energy and Greenhouse Management Plan continues to identify and prioritise projects contributing to energy savings and reductions in greenhouse gas emissions across our Council sites. External monitoring and reporting of our energy use and generation of greenhouse gases is improving Council's understanding and response to these important issues.

We are currently preparing a Renewable Energy Master Plan aimed at identifying and prioritising renewable energy projects for Randwick for the next five years.

The Barrett House sustainability demonstration project conducted in conjunction with Waverley and Woollahra Councils continues to provide residents of the eastern suburbs with practical sustainable solutions on display to save water, energy and waste around the home at affordable prices.

Many of our community workshops and environmental excursions provided free of charge to residents and schools at our sustainability education 'hub' at Randwick Community Centre focus on increasing the level of awareness and action our community members can take to save on energy and reduce the impacts of climate change.



# Statutory information



## Statutory information

### Introduction

As required by legislation, the following information details the annual reporting requirements of Randwick City Council.

### Community services

#### Promoting community services and activities

The Randwick City Plan outlines the needs of the seven key target groups (as prescribed by the Office of Local Government) and pinpoints strategies to meet these needs. Randwick City Council works in partnership with social service providers to address service gaps and to respond to community needs. In 2013-14, the Council implemented the following key programs and activities:

- A variety of events and projects, designed to build resilience and engage the interest of young people launched as part of NSW Youth Week 2014 such as the Bandslam and Lexington Place Busking competitions.
- A series of health and well-being information forums on issues such as dealing with depression, suicide prevention, and other forms of mental illness.
- A wide variety of library events, competitions and literacy projects specially designed to engage with different age groups.
- A range of on-going domestic violence prevention programs and projects held in conjunction with skilled service providers to raise community awareness.
- A number of activities marking Reconciliation Week and celebrating the annual National Aboriginal Islander Day Observance Committee (NAIDOC) Week.
- Provision of information about local community services through the LINCIS information database on the Council's website and printed community services directories.
- An on-going affordable rental housing program for low to medium income residents or employees working in essential services sectors.
- Provision of a range of affordable recreational activities designed to promote community participation by our senior citizens, such as playwriting and gardening workshops.

### Cultural arts program

In July 2010, Council developed its Cultural Arts Program, designed to activate community centres and halls.

Now in its fourth year and with an annual budget of \$30,000, the 2013-14 audience of the Twilight Concerts enjoyed a variety of music performances held at Randwick Town Hall and Prince Henry Centre. These included Rembetika, Rachel Scott's Bach In the Dark Program and Opera Bites, Randwick City Council will continue to promote its performing arts program that is both affordable and accessible to residents and visitors.

The annual International Women's Day Art competition and Exhibition was once again held at the Randwick Community Centre in March. Nearly 100 pieces of high quality art work were entered and exhibited to an appreciative audience.

During 2013-14, the Bowen Library had a program of exhibitions, including Art Deco Architecture of Randwick and Coogee, Randwick Coogee Cricket Club Memorabilia and Creative, an innovative showcase of local Year 12 major works.

The Council co-hosts monthly local history lectures at its libraries with the Randwick and District Historical Society. The Library has developed a series of local history walks around Randwick and Coogee highlighting examples of Art Deco architecture. They have been uploaded onto the Council's website for self-paced enjoyment. This resource has proved popular with locals and received positive feedback from participants.

**Now in its fourth year and with an annual budget of \$30,000, the 2013-14 audience of the Twilight Concerts enjoyed a variety of music performances held at Randwick Town Hall and Prince Henry Centre.**

Services for people with diverse cultural and linguistic backgrounds

Planning for the needs of our Culturally and Linguistically Diverse (CALD) residents is being addressed through the Council’s social inclusion plan, An Inclusive Randwick City and the Randwick City Council’s cultural plan, A Cultural Randwick City. The Council has a strong network of multicultural services and a Multicultural Advisory Committee to consult with, ensuring that its policies reflect the needs and aspirations residents from culturally and linguistically diverse backgrounds.

Council participates in a number of service networks and forums that address the needs of people from culturally and linguistically diverse backgrounds. Council is the convenor of the Inner and Eastern Sydney Migrant Interagency meetings and participates in the Local Government Multicultural Workers Network and the Eastern Sydney Multicultural Access Project Advisory Committee. This year Council, held a number of community activities and events celebrating Harmony Day and Refugee Week in collaboration with community based organisations.

Council provides a pool of bilingual staff who are accredited Language Aides. Language Aides ensure that people from diverse cultural and linguistic backgrounds are appropriately assisted with their enquiries and remain informed about services and programs. Our multilingual website translates the most important information about Council into Chinese, Greek, Indonesian, Russian and Spanish. Information is also provided in a number of languages through the Community Information Directory, in brochure format and on the Council’s website.

At our three Libraries, books and magazines are available in Chinese, Greek, Indonesian, Russian, Spanish French and Polish. There are a number of English conversation classes run by accredited volunteers in the Library as well as a Literacy Book Club where abridged literature is read by second language English readers. English conversation classes and literacy classes in other languages are offered to promote cultural awareness for children, including story times in Chinese and Russian and Babies Love Books sessions in English, Russian and Spanish.

Children’s services

Child Care

Council provides subsidies to eight community based childcare centres which operate on council land/ facilities. Council manages and owns the Moverly Children’s Centre, a 39 place long-day care centre for children aged from six weeks to five years. The service implements the National Quality Framework

At our Libraries, books and magazines are available in Chinese, Greek, Indonesian, Russian, Spanish French and Polish.

for Early Childhood Education and incorporates environmental initiatives into the daily curriculum.

Council supports the implementation of the twice weekly playgroup located at Kooloora Community Centre which sees over 40 children, and their parents and carers attending. These playgroups are important contact points where parents and carers have access to parenting information and family support services.

Vacation Care

The Council continues to fund a school holiday program for children from disadvantaged background that operates from Kooloora Community Centre, Malabar. This program gives children the opportunity to participate in a range of fun-filled recreational activities at affordable cost while providing respite to parents and /or carers.

Parenting workshops

Council continues to collaborate with local service providers on the planning and implementation of more than 40 workshops covering a wide range of parenting and childcare related topics for parents. These workshops are delivered throughout the year, covering topics such as Raising Confident Children, Dad’s Workshop, and Communicating with Children and Adolescents. The Council also supports the implementation of workshops targeting children’s services and families, including Key Word Sign Communication and Transition to School for Childcare Centres and Out Of School Hours services.

Activities for Children

The Library provides parents with access to an extensive collection of resources and activities including:

- Babies Love Books
- Bop2Books
- Kids Club and play workshops
- Undercover Book Club
- science clubs (for 3-12 year olds)
- art class (for 6-12 year olds)
- Totally Random Book Club
- Know Your Child workshops for parents and carers.

Council holds school holiday programs through the Library which are run at full capacity, as well as the Summer Reading Program and Book Week to encourage children to immerse themselves in literature. During the year a range of educational activities were provided that focused on the protection and preservation of the coastal environment while being fun and entertaining for kids. Activities included in the 2013-14 program included kayaking, rockpool rambling, snorkelling, interactive show and tell talks about coastal fauna and flora, and coastal walks.

Young people

The Council provided a variety of activities and events throughout the year designed to engage the interest and provide direction for our young residents. These included:

- Questions without Notice to the Mayor of Randwick, a forum which gave young people an opportunity to learn about local government, the roles and responsibilities of the Mayor and councillors and to ask questions about issues that are important to them;
- a non-university careers information session called After School: What’s Next, held at Bowen Library, showcasing experiences from professionals, drawn from sectors such as health, music, community, defence, police, and the trades not requiring university qualifications;
- the Sustaining Our Future expo, held at the Randwick Community Centre Environmental Sustainability Education Hub where activities such as recycling games, an Environmental Park tour, WIRES presentation, and food co-op demonstrations were provided to visiting school groups;
- a Youth Music Festival and Bandslam competition, where young musicians demonstrated their musicianship and creative talents, and others enjoyed live music. The winners went on to attend a TAFE musician workshop and recording session;
- the annual busking competition at Lexington Place, Maroubra. Now in its fifth year this busking competition has become an established and popular event for local young musicians and dancers seeking to showcase their talent and earn cash prizes;
- the annual Eastern Coastal Aboriginal Job Compacts Expo, held at the Prince Henry Centre, which provides information and advice on career paths and further education options for local Aboriginal students;
- a number of drug and alcohol information and awareness forums, held in partnership with NSW Health and members of the Randwick Community Drug Action Team;
- funding for Shack Youth Services to run nine weeks of holiday programs for young people aged 12 to 16 years which were all attended to

capacity. The Shack Youth Service amalgamated with The NSW Benevolent Society at the end of 2013/14. All programs delivered by The Shack Youth Service will continue to be delivered by the new organisation;

- delivery, in partnership with local service providers, of Love Bites, a domestic violence awareness and prevention project designed to help young people develop respectful relationships and reduce domestic violence in the community;
- the Young Adult Book Clubs, which meet monthly at the Library and Teen Summer Reading Challenge;
- a series of HSC lectures, Ride the HSC Wave, presented in conjunction with Waverley, Woollahra and Botany Councils; and
- the Creative Exhibition of art and craftworks displayed at the Library showcasing the talents of local HSC students.

Council worked with a range of local support services to address the priority needs of women and their families.

Women/family

Council worked with a range of local support services to address the priority needs of women and their families. Council is an active member of the Inner and Eastern Sydney Children and Family Interagency (ESCFI) and co-chaired the local domestic violence network. The (ESCFI) has 91 member organisations including NSW Police, law services, family support services, and government agencies and meet monthly in the Bowen Library.

In 2013-14 Council delivered a number of programs and activities to support women and families. These included:

- co-delivery of the annual Domestic Violence Forum, where key speakers presented information on best practice intervention methods for domestic violence;
- co-ordination of a considered response to the NSW Government’s proposed Domestic Violence and Family Violence reforms agenda, on behalf of local services providers;
- co-ordinating the production of the local Parenting Calender that lists training courses for families in Randwick City and surrounding areas by various family support providers, and delivered 12 workshops through its network of local libraries;
- participating in, and delivered a suite of domestic



- violence prevention projects such as Stop Domestic Violence Day;
- partnering specialist services in hosting a collaborative workshop for those working within the sector, on ways to work more seamlessly with each other and avoid service duplication; and
- conducting the annual International Women's Day Art Competition and exhibition of art works at the Randwick Community Centre to raise awareness of women's issues and showcases their talents through art.

## Aged services and access and equity services

Council's Access Committee provides a consultative forum through which people with disabilities, carers and service providers can provide strategic and practical advice on how to address safety and accessibility issues for people with a disability. The Committee meets every two months and consists of Councillors, council staff, community representatives and members of local disability support agencies and organisations.

Similarly, the Council's Older Persons Advisory Committee provides a consultative forum for our senior citizens to participate in the Council's planning and decision making process, to ensure Randwick City is an accessible, healthy and safe place. The Committee discusses issues affecting older people, and develop recommendations that address these issues for the Council's consideration. The Advisory Committee consists of Councillors, community representatives and members of local disability support agencies and organisations. The Committee meets on a monthly basis.

Council continued to undertake projects aimed at improving physical access in Randwick City for people who are wheelchair users or are less mobile this year such as the upgrade of ten bus stops and shelters, and the construction of a new outdoor gym designed to meet the needs of residents with limited or restricted mobility in Burrows Park, Clovelly.

Throughout 2013-14, Randwick City Council worked in collaboration with a range of local organisations to hold awareness raising activities and events, such as:

- a community mental health forum in partnership with the Schizophrenia Fellowship of NSW, Aftercare NSW and the Eastern Sydney Medicare Local;
- memory information days delivered in partnership with Alzheimer's Australia NSW and Eastern Sydney Dementia Advisory Service;
- a Building Dementia Friendly Community workshop delivered in partnership with Alzheimer's Australia NSW;
- a series of healthy living workshops for seniors and people with a disability from non-english

- speaking backgrounds;
- a range of workshops for seniors, such health talks and technology workshops, as well as art appreciation, painting lessons, and playwriting and performance workshops. Workshops for iPad beginners, introduced this year, proved very popular;
- a multi-cultural concert -Cultural Bridges- for older people from non-English speaking backgrounds;
- The Mayor's Thank You to Volunteers morning tea;
- Christmas functions for seniors held at South Sydney Juniors in Kingsford;
- a Christmas Cheer donation to 12 local senior groups and organisations to help them celebrate their end of year festivities;
- concerts held at nine aged care facilities in Randwick City; and
- a Home Library Service which has approximately 200 housebound members, plus several nursing homes, who receive regular delivery of carefully chosen books and other material.

## Aboriginal and Torres Strait Islander people

Council's Aboriginal and Torres Strait Islander People's Advisory Committee provides a forum for people who live and/or work within the City of Randwick to discuss issues important to people from an Aboriginal and Torres Strait Islander background, and to develop recommendations for the Council's consideration. The Aboriginal and Torres Strait Islander People's Advisory Committee met every two months and worked to increase the community's awareness and respect for Aboriginal and Torres Strait Islander culture and history.

Council participated in the activities of the Eastern Region Local Government Aboriginal and Torres Strait Islander Forum. The aim of the Forum is to advocate for stronger commitment to Aboriginal and Torres Strait Islander communities within the inner city and eastern suburbs local government areas.

The Forum has four key objectives: Reconciliation, Advocacy, Engagement, and Accountability. The Forum coordinates the annual Pauline McLeod Reconciliation and Primary School Art Awards. The Pauline McLeod award recognises an individual's commitment to reconciliation.

Each year Randwick City Council participates in National Sorry Day which leads into National Reconciliation Week. Council supports the principles of reconciliation and is committed to working together with all members of the community towards closing the gap, and achieving a reconciled nation.

Demonstrating this commitment, the Council held a Sea of Hand art installation on Bare Island on Sorry Day. The event was attended by many distinguished

Goldstein Reserve, Coogee Beach.



guests including the Governor of NSW, Professor Dame Marie Bashir and 2014 Australian of the Year, Adam Goodes.

Council works closely with local Aboriginal service providers and the local Aboriginal community of La Perouse and surrounding areas to develop activities for the National Aboriginal and Islander Day Observance Committee (NAIDOC) Week celebrations. NAIDOC week is an important occasion to celebrate and acknowledge the achievements, culture and customs of Aboriginal and Torres Strait Islander people.

Council displayed NAIDOC street banners across Randwick City for the official NAIDOC period to raise awareness of, celebrate and to acknowledge the achievements of our local Aboriginal community.

## Major community events

Randwick City Council holds a wide range of annual events, to promote community pride and to create within our City, a sense of community. The key events held during 2013-14 are listed below.

### National Tree Day

In conjunction with Planet Ark's National Tree Day, Randwick City Council hosted a plant giveaway from Council's Community Nursery. This event attracted many local residents, their family members and friends.

### Beach Breaks Carnival and Surfing Walk of Fame

Randwick City Council coordinated the Beach Breaks Carnival incorporating the Surfing Walk of Fame. Through a carnival-like theme, participants enjoyed amusement rides, market and food stalls, and free children's activities. The Surfing Walk of Fame inducted local and national surfing identities such as Grant Kenny, Tony Seddon and Lynett MacKenzie.

### Local Government Week

Randwick City Council promoted and featured its

regular activities, venues and events during the 2013 Local Government Week. The highlight event was a Community Mental Health Forum attracting around 200 people at an evening held at the Town Hall.

### Garden Awards

The annual Randwick City Council Garden Awards are judged in the last week of August. Winners were announced at the 2013 Eco-living Fair with major sponsors in attendance to present the prizes on the day.

### Bali Commemoration Ceremony

The 11th annual commemoration ceremony was held at the Bali Bombing Monument, Dolphins Point, Coogee Beach. Attended by a large number of family, friends and residents, speeches were delivered in tribute to those who lost their lives while visiting Bali.

### Sport Awards

Randwick City Council acknowledge its finest athletes through the presentation of the annual Awards for Sporting Achievements. There were three award categories, The Bradley Matthews Memorial Award for Sporting Excellence, The Randwick City Junior Sports Awards and the Randwick City Hall of Sporting Champions.

The winners in 2013 were:

- Tiana Penitani – Bradley Matthews Memorial;
- Luka Dimopoulos – Junior Male Sports Award;
- Holly Duncan – Junior Female Sports Award;
- Jeffrey Hunt – Hall of Sporting Champions; and
- Sally Bennett – Hall of Sporting Champions.

This year a special award for Sporting Excellence was made to the La Perouse Netball Club. Formerly known as the La Perouse Aboriginal Netball Club, Kimberley Brown, Emma Smith, Karly Hanslow, Stacey Foster, Kiara Mazza, Wendy Sanderson, Melanie Cooley, Holly O'Donnell and Tahne Dotti were recognised for their achievement as elite netball players and for the mentoring role they play within their local community.



## Blenheim House Open Day

Blenheim House annual open day was held in November 2013 to coincide with Heritage Week. Residents were invited to come in and view the historic house, home of Simeon Pearce, Randwick's first Mayor.

## Sydney's White Ribbon Walk

The White Ribbon Walk, an event held in partnership with the Eastern Beaches Police Local Area Command, is designed to raise awareness and show the local community's unified commitment to stopping violence against women, attracted a large crowd of participants. Participants of the Walk included members of the armed forces, football clubs, high school children, local residents and workers from a range of local businesses.

## Seniors' Christmas Concerts

The seniors' Christmas celebrations are highly anticipated by the seniors in our community. In 2013 the two concerts were held at the auditorium at South Juniors, with 1,200 people attending. The club was a generous event sponsor which was greatly appreciated by the local senior citizens.

## Coogee Carols

Family favourite event, Coogee Carols, was held in Goldstein Reserve and was one of the most highly attended family events held by Council. A mix of locals and visitors, friends and family sang along to much loved Christmas carols. They were joined by a star studded cast of local celebrities.

## New Year's Eve fireworks display

A large number of residents enjoyed the stunning family orientated fireworks display at Coogee Beach. A popular alternative to the harbour fireworks, Coogee Beach is now considered a popular family destination to enjoy the New Year's Eve celebrations with larger crowds attending each year.

## Australia Day celebration, Citizenship ceremony and Community services awards

The citizenship ceremony and announcement of the Community Service Awards winners was held at the Prince Henry Centre and was followed by a free community celebration attended by around 300 people.

At Coogee Beach live bands entertained the local community.

## The Spot Festival

The Spot Festival attracted a large number of local residents and visitors again who enjoyed entertainment, food and stalls. In addition to the main stage for performances, the Festival also included a Harmony Day stage featuring multicultural music and dance.

## ANZAC civic reception

A civic reception was hosted by the Mayor to honour Returned Service men and women.

## Fallen Lifesaver Memorial unveiling

On Sunday 27 April 2014 the official unveiling of the Fallen Lifesaver Memorial was held. The Memorial represents and honours the legacy of lifesavers at war.

Special guests at the unveiling were: Her Excellency Professor The Honourable Marie Bashir AC CVO; Sir Nicholas Shehadie AC OBE; The Honourable Malcolm Turnbull MP (representing Prime Minister of Australia); and the Honourable Mike Baird, NSW Premier.

## Boer War Memorial unveiling

The official unveiling of the Boer War Memorial plaque was held in May 2014 in High Cross Park. Her Excellency Professor Marie Bashir AC CVO and Sir Nicholas Shehadie AC OBE attended and addressed Council's guests.

## National Volunteer Week

We celebrated and acknowledged the contribution of our volunteers and volunteer organisations during National Volunteer Week with an event in Randwick Town Hall.

## World AIDS day

Activities organised by Council included an information stall at Coogee Family Fun Day to raise awareness and understanding about HIV/AIDS. Funds were raised on behalf of SESIAHS HIV and AIDS related unit with proceeds shared between the Bobby Goldsmith Foundation (local recipient) and Save the Children Program, Papua New Guinea (International Recipient).

## ClubGRANTS

Randwick ClubGRANTS Scheme (formerly Randwick Community Development and Support Expenditure Scheme)

In partnership with participating clubs, the Council administers the Randwick ClubGRANTS Scheme. Six clubs in Randwick City contributed to the Randwick ClubGRANTS Scheme in 2013-14: South Sydney Juniors Rugby Leagues Club, Maroubra Seals Sports and Community Club, Randwick Labor Club, Coogee Diggers, Matraville RSL Club and Juniors @ the Junction. The scheme funds a wide range of community projects, programs and services to the benefit of disadvantaged residents in Randwick.

**In 2013-14, \$350,040 was distributed to 42 organisations, delivering 61 different programs to Randwick.**

## Carers responsibilities

**To comply with the Carer Recognition Act 2010, Part 3, Section 8 (clause 3), Council is required to report on its compliance. The following statement is provided.**

The NSW Carers (Recognition) Act 2010 recognises carers' role in, and contribution to, NSW communities. As a Human Services agency in the NSW Public Sector, Council has responsibilities under the Act, and must report them annually.

## Staff who are carers

Council complies with the Carers (Recognition) Act 2010 by ensuring staff are aware of the opportunities and support provided to carers employed at Council. This includes a regular focus on mental health issues within our community as a part of our annual Council wide training program, All Stops To Randwick. Staff are educated during the program on ways they can access additional educational materials and support. This is further supported through our Sick and Carers Leave Policy.

To support staff who are carers, Council has a Sick and Carers Leave Policy that provides a range of flexible leave and working arrangements. This policy is regularly reviewed to ensure that it is consistent with all legislative requirements, including the Carers (Recognition) Act 2010, with the last review undertaken in March 2012. The ongoing implementation of this policy has seen 5,380 hours of paid carers leave accessed by staff at Randwick City Council during 2013-14.

## Consultation and liaison with carers

Council's social plan an 'Inclusive Randwick City' is our ten year plan to enhance opportunities for people living within Randwick City to be able to participate and be actively involved in community life. The Plan is aimed primarily at those who experience social exclusion and disadvantage.

Throughout the year Randwick City Council works with organisations that represent carers, and develops initiatives with the needs of carers in mind. Council consults and partners with local health service providers and community organisations to plan and deliver activities targeting identified needs for carers living in Randwick City and surrounding areas. In particular, Council works closely with Alzheimer's Australia NSW, the Eastern Sydney and City of Sydney Dementia Advisory Service, Carers NSW, Eastern Sydney Multicultural Access, Eastern Sydney Medicare Local and The SESLHD Carer program.

- Throughout 2013-14, Council organised activities specifically for carers including:
- a range of information sessions and forums for carers delivered in partnership with Carers NSW, Eastern Sydney Medicare Local and the Disability Trust;
- a range of healthy living workshops for CALD seniors and carers in partnership with Eastern

- Sydney Multicultural Access Project;
- a support group for carers in partnership Aftercare NSW, at Margaret Martin Library;
- two Alzheimer's information expos - in partnership with Alzheimer's Australia NSW and City of Sydney and Eastern Sydney Dementia Advisory Service;
- two twilight tours at the Prince Henry Nursing and Medical Museum, in celebration of carers week and seniors week;
- a mental health community services information session to promote new mental health respite services for carers living in Randwick City;
- a disability and carer information expo - held during International Day of People with a Disability;
- an information expo for seniors and carers held during Seniors Week;
- a seniors and carers NRMA Road Safety Presentation; and
- community mental health forum.

## Support, information and education

Council, in partnership with a range of health providers, developed a wide variety of health and wellbeing sessions for older people, people with disabilities and their carers.

Council provides affordable home maintenance and modification services for frail older residents, as well as for people with disabilities and their carers through the Home Maintenance and Modification Service (HMMS). In 2013-14, HMMS completed 2,174 jobs.

For more details on our aged, access and equity services please refer to page 44 of this report.

## Human resources

### Workforce Plan

In 2013-14 our Workforce Plan was updated and adopted as part of the Resourcing Strategy 2013-23. The Plan aims to provide Randwick Council with a high performing workforce who can deliver services and programs efficiently and effectively to the community. The implementation of this plan continues to support the Randwick City Plan by attracting, retaining and developing the best staff.

The plan supports long-term workforce strength with annual actions surrounding the identified themes:

- aligning values and workplace
- strengthening workforce capability
- inspiring performance
- building skills and knowledge, and
- encouraging wellbeing.

## Equal Employment Opportunity (EEO)

**To comply with Local Government (General) Regulations 2005 Regulation 217 clause 1 (a9), Council provides the following statement on Equal Employment Opportunity (EEO).**



Randwick City Council continued implementation of its EEO policy and management plan to ensure the workforce diversity with a high local representation.

Council continued to implement practices in learning and development, recruitment, selection and welfare that maintained awareness and supported the diversity of its current and potential workforce. Staff also completed EEO training to maintain high levels of knowledge, awareness and support to eliminate discrimination.

Council continued building individual and organisational capability by providing staff with learning and development activities developing their professional knowledge, skills and leadership competencies. Our award-winning All Stops to Randwick program was held and continues to strengthen awareness in corporate and legal obligations.

The reporting period also saw Randwick Council win the NSW Local Government Management Challenge and continue on to strongly compete in the Australasian Finals. We participated for a second time in the Aon Hewitt Employer of Choice accreditation process and achieved a 13 per cent increase in staff engagement levels. Using this process Randwick City Council continues to implement actions supporting the strategic goal of not only being an employer of choice in local government but being recognised as one throughout Australia and New Zealand when compared to both private and public organisations.

Fees and expenses for the Mayor and Councillors

To comply with Local Government (General) Regulations 2005 Regulation 217 clause 1(a1), Council is required to provide a statement on Councillor expenses. Details of the total cost for the payment of expenses and provision of facilities to Councillors to attend to their civic duties are itemised below.

Councillors are entitled to reimbursement for reasonable business expenses when attending conferences, seminars, meetings or functions. Approval to attend conferences and seminars within NSW is granted by the Mayor and the General Manager. For interstate conferences and seminars, the Council's approval is required.

The Local Government Act 1993 requires councils to adopt a policy for the payment of expenses incurred by and the provision of facilities to, mayors, deputy mayors and other councillors. Mayors, deputy mayors and councillors can only be reimbursed for expenses, and provided with facilities, in discharging the functions of civic office, in accordance with this policy. The Council's policy on the provision of facilities for use by councillors and the payment of councillors' expenses is available on our website.

In accordance with the Council's adopted policy, councillors are entitled to receive facilities such as a mobile telephone, laptop computer, ipad and fax machine. In addition, Council related fax and telephone calls and internet access are paid for by the Council. Other facilities such as stationery, cab charge, reimbursement for use of private vehicle, refreshments at council and committee meetings and access to councillors' rooms, are also provided. Councillors receive an allowance in accordance with the Local Government Act.

The Mayor is entitled to receive a mayoral allowance, full private use of the Council's mayoral vehicle, office accommodation at the Town Hall with associated business equipment and reimbursement of reasonable expenses incurred when attending functions or performing duties in the role of the mayor.

The total amount of money expended during the year on mayoral fees and councillors' fees was \$393,684. The total amount of money expended during the year on the provision of facilities and the payment of expenses to councillors was \$61,457. This included:

- \$22,584 for internet services and phone charges, including telephone calls made from landline telephones and facsimile installed in councillors' homes, and calls made from mobile telephones provided by the Council;
- \$23,093 for the attendance of councillors at conferences and seminars, and;
- \$15,780 for the training of councillors and the provision of skill development for councillors.

Overseas travel

To comply with Local Government (General) Regulations 2005 Regulation 217 clause 1(a), Council provides the following report on overseas travel arrangements of Councillors and staff.

During 2013-14 no Councillor or senior staff member travelled overseas on Council business.

Senior staff remuneration

To comply with Local Government (General) Regulations 2005 Regulation 217 clause 1(b) and 1(c), Council provides the following report on the number of senior staff employed by the Council and the total amount payable in respect of their employment.

Three senior staff members and the General Manager were employed in this category during 2013-14. Senior staff were paid a total combined remuneration (including salary sacrifice, non-cash benefits and Fringe Benefits Tax) of \$1,240,460. The individual remuneration paid to each senior staff member is shown in the table that follows.

Position	Period Occupied	Total Remuneration (\$)
General Manager	1 July 2013 to 30 June 2014	393,900
Director City Services	1 July 2013 to 30 June 2014	296,913
Director City Planning	1 July 2013 to 30 June 2014	275,151
Director Governance and Financial Services	1 July 2013 to 20 June 2014	274,496

Council grants, donations and subsidies

To comply with Local Government (General) Regulations 2005 Regulation 217 clause 1(a5), Council provides the following report on contributions and donations to others.

During 2013-14 the Council provided a range of grants, donations and subsidies to individuals, community groups and non-profit organisations. Grants are delivered through the following programs:

Community partnerships funding program

The Community Partnerships Funding Program funded social service providers to deliver services aimed at improving the health and wellbeing of disadvantaged residents. This year \$214,184 was distributed to a range of local organisations.

Cultural and community grants program

The Cultural and Community Grants Program allocates funds to local not-for-profit community organisations and groups wishing to hold activities or events aimed at promoting participation and celebrating culture and creativity. In 2013-14 the Council allocated \$139,916 to community groups to carry out a diverse range of activities.

Accommodation subsidies

Council contributed over \$1.23 million worth of rental subsidies to community organisations over the past year. Service providers using Council - owned buildings at a substantially reduced rent include baby health and childcare centres, kindergartens, youth services, the Historical Society, Learning Links, Department of Housing and Family Day Care. We also subsidise the rent for services such as surf clubs, offshore boat rescue, bowling clubs, fishing clubs, croquet club, NSW Handball, Coogee Diggers, Rotary, Surfing NSW, The Shack, Randwick Botany Cycle Club, The Junction Neighbourhood Centre and Randwick netball. The subsidies include capital maintenance of the buildings and insurance.

Further subsidies in the form of reduced or free hall hire are given to not-for-profit groups that operate for the benefit of local residents, such as seniors groups, various health services, church groups, playgroups, neighbourhood centre services, multicultural groups and precinct committees.

These payments are summarised below.

Grant Funds		2013-14 (\$)
Grants	3 Council Ecological Footprint Project	37,858
	TOTAL	37,858
Donations	Council Contingency Fund	131,550
	Community Partnerships Funding Program	214,184
	Community Cultural Grants Program	139,916
	Other Donations	36,878
	TOTAL	522,528
Subsidies	Rental Subsidies and Maintenance	1,228,848
	Operational and Capital Subsidies to Surf Clubs and Offshore Rescue	150,000
	TOTAL	1,378,848
Grants, Donations and Subsidies		1,939,234

Statutory information

Councillor meeting attendance record

Council meetings

Randwick City Council has 15 councillors. There were 11 Ordinary Council Meetings held during 2013-14.

Councillor	No. of meetings attended/No. of meetings held
Cr Andrews	11/11
Cr Belleli	11/11
Cr Bowen	11/11
Cr D'Souza	11/11
Cr Garcia	11/11
Cr Matson	11/11
Cr Moore	11/11
Cr Nash	11/11
Cr Neilson	11/11
Cr Roberts	10/11
Cr Seng	10/11
Cr Shurey	8/11
Cr Smith	11/11
Cr Stavrinou	11/11
Cr Stevenson	11/11

There were two Extraordinary Council Meetings held during 2013-14.

Councillor	No. of meetings attended/No. of meetings held
Cr Andrews	2/2
Cr Belleli	1/2
Cr Bowen	2/2
Cr D'Souza	2/2
Cr Garcia	2/2
Cr Matson	2/2
Cr Moore	2/2
Cr Nash	1/2
Cr Neilson	2/2
Cr Roberts	2/2
Cr Seng	2/2
Cr Shurey	2/2
Cr Smith	2/2
Cr Stavrinou	2/2
Cr Stevenson	2/2

Committee meetings

Elections to determine the membership of council committees were held in late September 2013 following the local government elections.

There were 11 Administration and Finance Committee meetings held during 2013-14.

Councillor	No. of meetings attended/No. of meetings held
Cr Andrews	5/11
Cr Belleli	11/11
Cr Bowen	8/11
Cr D'Souza	10/11
Cr Garcia	10/11
Cr Matson	10/11
Cr Moore	11/11
Cr Nash	8/11
Cr Neilson	10/11
Cr Roberts	11/11
Cr Seng	10/11
Cr Shurey	10/11
Cr Smith	8/11
Cr Stavrinou	11/11
Cr Stevenson	9/11

There were six Environment Committee meetings held during 2013-14. The membership of the Environment Committee changed in September 2013.

Councillor	No. of meetings attended/No. of meetings held
Cr Andrews	1/4
Cr Belleli	6/6
Cr Bowen	4/6
Cr D'Souza	6/6
Cr Garcia	4/4
Cr Matson	6/6
Cr Moore	6/6
Cr Nash	4/6
Cr Neilson	6/6
Cr Roberts	6/6
Cr Seng	4/4
Cr Shurey	5/6
Cr Smith	3/4
Cr Stavrinou	4/4
Cr Stevenson	2/4

There was one Economic Development Committee meeting held during 2013-14.

Councillor	No. of meetings attended/No. of meetings held
Cr Andrews	0/1
Cr Belleli	1/1
Cr Bowen	1/1
Cr D'Souza	1/1
Cr Garcia	0/1
Cr Matson	1/1
Cr Moore	1/1
Cr Nash	1/1
Cr Neilson	1/1
Cr Roberts	1/1
Cr Seng	1/1
Cr Shurey	1/1
Cr Smith	1/1
Cr Stavrinou	1/1
Cr Stevenson	1/1

There were 11 Works Committee meetings held during 2013-14.

Councillor	No. of meetings attended/No. of meetings held
Cr Andrews	8/11
Cr Belleli	11/11
Cr Bowen	10/11
Cr D'Souza	10/11
Cr Garcia	10/11
Cr Matson	10/11
Cr Moore	11/11
Cr Nash	8/11
Cr Neilson	10/11
Cr Roberts	11/11
Cr Seng	10/11
Cr Shurey	10/11
Cr Smith	8/11
Cr Stavrinou	11/11
Cr Stevenson	9/11

There were nine Community Services Committee meetings held during 2013-14.

Councillor	No. of meetings attended/No. of meetings held
Cr Andrews	3/9
Cr Belleli	9/9
Cr Bowen	8/9
Cr D'Souza	8/9
Cr Garcia	8/9
Cr Matson	8/9
Cr Moore	9/9
Cr Nash	7/9
Cr Neilson	8/9
Cr Roberts	9/9
Cr Seng	9/9
Cr Shurey	9/9
Cr Smith	7/9
Cr Stavrinou	9/9
Cr Stevenson	7/9

There were 11 Planning Committee meetings held during 2013-14.

Councillor	No. of meetings attended/No. of meetings held
Cr Andrews	8/11
Cr Belleli	11/11
Cr Bowen	10/11
Cr D'Souza	11/11
Cr Garcia	10/11
Cr Matson	11/11
Cr Moore	11/11
Cr Nash	9/11
Cr Neilson	10/11
Cr Roberts	11/11
Cr Seng	10/11
Cr Shurey	10/11
Cr Smith	9/11
Cr Stavrinou	11/11
Cr Stevenson	9/11



Privacy and access to information

To comply with Public Interest Disclosure Act 1994 s.31 and Public Interest Disclosure Regulation 2011 s.4, Council provides the following report on privacy and access to information.

Privacy Management Plan

The Privacy and Personal Information Protection Act 1998 (PPIPA) requires all councils to prepare a Privacy Management Plan outlining their policies and practices to ensure compliance with the requirements of that Act and the Health Records and Information Privacy Act 2002 (the HRIPIA). The Council's Privacy Management Plan was updated in June 2013 to bring it in line with the Office of Local Government's (Department of Premier and Cabinet) 'Model Privacy Management Plan for Local Government – January 2013'. A copy of Council's Plan has been distributed to all managers and posted on the staff intranet and on Council's website.

A review of Council's privacy practices (including particularly the collection and use of personal information) is ongoing.

Council received no PPIPA applications during 2013-14.

Public interest disclosures

To comply with Government Information (Public Access) Act 2009 s.125(1) and Schedule 2 and Government Information (Public Access) Regulation s.7

Reporting Period: July 2013 to June 2014	
No of public officials who made public interest disclosures to your public authority	0
No of public interest disclosure received by your public authority	0
Of public interest disclosures received, how many were primarily about:	
• Corrupt conduct	0
• Maladministration	0
• Serious and substantial waste	0
• Government information contravention	0
• Local government pecuniary interest contravention	0
No of public interest disclosures (received since 1 Jan 2012) that have been finalised in this reporting period	0
Have you established an internal reporting policy?	Yes
Has the head of your public authority taken action to meet their staff awareness obligations?	Yes
If so, please select how staff have been made aware	
Training provided to new staff during induction, email message to all staff, links on your intranet site, and messages in payslips.	

GIPA annual report for the period ending 30 June 2014

(Government Information (Public Access) Act 2009)

The Government Information (Public Access) Act 2009 (GIPA Act) commenced on 1 July 2010, replacing the existing Freedom of Information (FOI) Act in operation since 1989.

Obligations under the GIPA Act

1. Review of proactive release program Clause 7(a)

Under section 7 of the GIPA Act, agencies must review their programs for the release of government information to identify the kinds of information that can be made publicly available. This review must be undertaken at least once every 12 months.

Council's program for the proactive release of information involves:

- employing an Access to Information Officer who deals with more than 1,000 informal access to information requests each year. Wherever possible, Council deals with information requests informally and, for the ease of applicants, information is provided electronically (often via email attachments)
- adopting Access to Information Guidelines and Frequently Asked Questions which are published on Council's website on an access to information page with other documents (including an Open Access table) to assist residents to gain access to council information in the most efficient manner.

As a result of this review, we undertook the following proactive actions:

- creation of an information access email address to make the submission of Access to Information Request forms easier for residents. Via email, requests can be submitted 24 hours a day, seven days a week
- reviewing again, our policy in relation to pre-lodgement development proposals to provide for the release of this information once a formal development application has been lodged.

2. Number of access applications received Clause 7(b)

During the reporting period, Council received a total of 6 formal access applications (including withdrawn applications but not invalid applications).

3. Number of refused applications for Schedule 1 information Clause 7(c)

During the reporting period, Council refused one formal access application because the information requested was information referred to in Schedule 1 to the GIPA Act. This application was refused in full.

4. Statistical information about access applications Clause 7(d) and Schedule 2

Table A: Number of applications by type of applicant and outcome*								
	Access granted in full	Access granted in part	Access refused in full	Information not held	Information already available	Refuse to deal with application	Refuse to confirm/deny whether information is held	Application withdrawn
Media	0	0	0	0	0	0	0	0
Members of Parliament	0	0	0	0	0	0	0	0
Private sector business	0	0	0	0	0	0	0	0
Not for profit organisations or community groups	1	0	1	0	0	1	0	0
Members of the public (application by legal representative)	3	0	0	1	0	0	0	1
Members of the public (other)	0	0	0	0	0	0	0	0

\*More than one decision can be made in respect of a particular access application. If so, a recording is made for each such decision. This also applies to table B.

Table B: Number of applications by type of application and outcome								
	Access granted in full	Access granted in part	Access refused in full	Information not held	Information already available	Refuse to deal with application	Refuse to confirm/deny whether information is held	Application withdrawn
Personal information applications *	0	0	0	0	0	0	0	0
Access applications (other than personal information applications)	4	0	1	1	0	1	0	1
Access applications that are partly personal information applications and partly other	0	0	0	0	0	0	0	0

\*A personal information application is an access application for personal information (as defined in clause 4 of Schedule 4 to the Act) about the applicant (the applicant being an individual)

Table C: Invalid applications	
Reasons for invalidity	Number of applications
Application does not comply with formal requirements (section 41 of the Act)	0
Application is for excluded information of the agency (section 43 of the Act)	0
Application contravenes restraint order (section 110 of the Act)	0
Total number of invalid applications received	0
Invalid applications that subsequently became invalid application	0

Table D: Conclusive presumption of overriding public interest against disclosure: matters listed in Schedule 1 of the Act	
	Number of times consideration used*
Overriding secrecy laws	0
Cabinet information	0
Executive Council information	0
Contempt	0

Table D continued

Legal professional privilege	0
Excluded information	0
Documents affecting law enforcement and public safety	0
Transport safety	0
Adoption	0
Care and protection of children	0
Ministerial code of conduct	0
Aboriginal and environmental heritage	0

\*More than one public interest consideration may apply in relation to a particular access application and, if so, each such consideration is recorded (but only once per application). This also applies in relation to Table E.

Table E: Other public interest considerations against disclosure: matters listed in table to section 14 of the Act	
	Number of occasions when application not successful
Responsible and effective government	1
Law enforcement and security	0
Individual rights, judicial process and natural justice	0
Business interests of agencies and other persons	0
Environment, culture, economy and general matters	0
Secrecy provisions	0
Exempt documents under interstate Freedom of Information legislation	0

Table F: Timeliness	
	Number of applications
Decided within the statutory timeframe (20 days plus any extensions)	5
Decided after 35 days (by agreement with applicant)	0
Not decided within time (deemed refusal)	0
TOTAL	5

Table G: Number of applications reviewed under Part 5 of the Act (by type of review and outcome)			
	Decision varied	Decision upheld	Total
Internal review	0	0	0
Review by Information Commissioner *	0	0	0
Internal review following recommendation under section 93 of Act	0	0	0
Review by ADT	0	0	0
TOTAL	0	0	0

\*The Information Commissioner does not have the authority to vary decisions, but can make recommendations to the original decision-maker. The data in this case indicates that a recommendation to vary or uphold the original decision has been made.



Table H: Applications for review under Part 5 of the Act (by type of applicant)	
	Number of applications for review.
Applications by access applicants	0
Applications by persons to whom information the subject of access application relates (see section 54 of the Act)	0

The Council’s business functions

Competition policy

The Council has adopted the following activities for the purpose of the National Competition Policy.

Category 1

- Property management
- Aquatic centre

Category 2

- Childcare centre
- Community nursery
- Trade waste

The Council has reported on the Category 1 and Category 2 businesses for the year ended 30 June 2014 in the Special Purpose Financial Reports and Independent Auditors’ Report. These are included in the Audited 2013-14 Financial Reports that may be found on Council’s website here: [www.randwick.nsw.gov.au/about-council/policies-plans-and-forms/plans-and-reports](http://www.randwick.nsw.gov.au/about-council/policies-plans-and-forms/plans-and-reports).

Competitive neutrality complaints

A specific category in the Council’s Complaints Management System was established in 1996 to deal with complaints on competitive neutrality. During the period 2013-14, no complaints relating to competitive neutrality were received.

Randwick City Council has not publicised the system it has in place to deal with complaints in relation to competitive neutrality, but all staff who log requests for work to be undertaken, or receive complaints, are aware of the existence of the category in the Complaints System and are required to use it should the need arise.

Functions delegated by the Council

**To comply with Local Government (General) Regulations 2005 Regulation 217 clause 1(a6), Council provides the following report on functions delegated to others.**

No functions were delegated to any external body during 2013-14.

Companies controlled by the Council

**To comply with Local Government (General) Regulations 2005 Regulation 217 clause 1(a7), Council provides the following report on controlling interests held in other organisations.**

The Council did not hold a controlling interest in any company during 2013-14.

Partnerships, cooperatives or joint ventures with the Council

**To comply with Local Government (General) Regulations 2005 Regulation 217 clause 1(a8), Council provides the following report on partnerships with other organisations.**

The Council is a member of Statewide Mutual, a NSW Local Government Mutual Liability Scheme. The Council is a member of the three Statewide Schemes: the Statewide Mutual Liability Scheme, Statewide Mutual Fidelity Guarantee Scheme and Statewide Mutual Property Scheme.

Statewide is formed by more than 150 councils and council authorities in NSW.

The Council is also a member of Premsure, a Local Government Insurance Pool. The scheme is currently in wind down mode.

Rates and charges

**To comply with Local Government (General) Regulations 2005 Regulation 132, Council is required to report on rates and charges written off. The following statement is provided.**

Rates and charges written off s.428(2)(R)

In accordance with the requirement specified under the Local Government General Regulation 2005 (Rates and Charges), the following table indicates the rates and charges written off during 2013-14.

Rates & Charges	2012-13 (\$)
Section 600 rebate	-
Pensioner rebates (Rates)	858,102
Postponed rates	7,929
Postponed interest	5,289
Domestic waste service pensioner rebates	427,856
Write off small balances	-
<b>TOTAL</b>	<b>1,299,175</b>

Special variation to rates

Following extensive community consultation, Council made an application in early 2013 to IPART who approved a Special Variation to increase rates by 3.59 per cent each year, for four years, aligning with the Delivery Program 2013-17.

In February 2014, Council lodged an application with IPART, applying for the continuation of the Environmental Levy which has been in place since July 2004, and was due to expire in June 2014. The application, which was approved by IPART in early June, renews the expiring levy for the same 6 per cent rate, meaning rates will essentially remain the same.

Randwick City Council followed the Office of Local Government’s guidelines and received public support for the application and continuation of the levy.

The additional income raised from the Special Variation will be used to fund the programs, services and management of community assets as outlined in the Delivery Program 2013-17, in line with community expectations and the resourcing requirements set out in Council’s Long Term Financial Plan, Asset Management Plans and Workforce Plan.

The continuation of the Environmental Levy will maintain funding for identified environmental programs and sustainability initiatives.

Buildings for our Community Program

Since the \$34.8 million, seven-year Buildings for our Community Program was adopted in 2010, Council has commenced planning and completed construction of a number of building projects.

In the financial year 2013-14, the Council commenced and completed:

Des Renford Leisure Centre, Maroubra

A fitness facility and new entrance foyer was completed at the Des Renford Aquatic Centre, catering for the local community and complementing the sporting facilities of its regionally significant Heffron Park location.

The building includes a new fitness centre with gym, spin and aerobics rooms, new reception, administration areas, crèche with quiet room and courtyard, and refurbished café and amenities.

The design stage involved extensive public consultation, and the new facility opened in October 2013.

Heffron Park, Maroubra

In close proximity to the Des Renford Leisure Centre redevelopment, a new multi-purpose sports amenities building was completed in 2013-14. The new building serves the central east Heffron Park precinct and was completed in early 2014. It features toilets, change rooms and storage for the sporting groups that use that area of the park.

Planning was also completed for upgrade works to two existing amenities buildings in the west of Heffron Park. Refurbishment works planned for the central west amenities include a new canteen, upgraded toilets and change rooms, as well as a new community meeting room, additional change room and storage. Construction has commenced at the site, with the project expected to be completed by late 2014.

Refurbishment works to the south west amenities have commenced and are expected to be completed mid 2015 and will include improvements to the canteen, upgraded toilets and change rooms, a new community meeting room and storage.

Coral Sea Park, Maroubra

The planning is complete for upgrade and extension works to the Coral Sea Park amenities building. The upgraded facility will feature a new community room, new kiosk, additional change room, new storage, as well as refurbished bathrooms and change rooms. Construction is expected to commence in late 2014.

Cromwell Park, Malabar

Upgrade works were undertaken at the existing amenities in Cromwell Park, Malabar. New signage, roof maintenance works, new screening and repainting have given the building an attractive new appearance. The upgrade benefits those residents and visitors who enjoy the park facilities and nearby Malabar Beach.

Kensington Community Centre, Kensington

The Kensington Community Centre was originally listed for Year Five in the Buildings for our Community Program, but was expedited to Year Four (2013-14) when the Kensington Bowling Club became available as a potential site.

An extensive public consultation process was undertaken with the community in early 2014 to inform the design outcomes for the centre. The project will now proceed to planning stage.

Coogee Senior Citizens' Centre, Coogee

Extensive upgrade works to the Coogee Senior Citizens' Centre (also known as Eastwards Senior Citizens Hall) are expected to commence in early 2015.

The hall will be upgraded to meet current building standards, including the provision of an accessible bathroom and ramp. The proposed alterations retain the existing building footprint and strengthen the connection with the adjacent outdoor areas.

Randwick Town Hall, Randwick

The works intended for Randwick Town Hall in the Buildings for our Community Program include extensive heritage renovation to re-establish the internal integrity of this historic building.

The first stage of the renovation will be undertaken late in 2014, with the preparation of a Heritage Management Document to guide works to the heritage fabric. Priority works include maintenance repairs and provision of equal access throughout the building.

Chifley Sports Reserve, Chifley

The 2013-14 financial year saw the transformation of Chifley Reserve, with extensive site remediation and the establishment of new playing fields and lighting. Construction on two new amenities buildings to service the upgraded reserve is planned to commence in late 2014, including public toilets, change rooms, storage areas, canteen facilities and a community room.

Community Nursery, Kingsford

Upgrade works are complete at the Community Nursery potting shed, including new storage and a new roof. The works have transformed the dark interior and provide maximum light and ventilation for the nursery activities.

Little Bay

Planning for upgrade works to the existing amenities at Little Bay is underway. A development application will be lodged in late 2014 for an additional toilet and relocated shower at the site. This will benefit the growing numbers of visitors to Little Bay.

James Bundock Fountain, Coogee

The James Bundock Fountain at Clovelly has been restored, including patching to the degraded sandstone, repointing and restoration of the lettering.

Latham Park, Maroubra

A new canteen was installed within the Jeff Sayle Pavilion for the use of the sporting groups at Latham Park.

Chifley Reserve has been transformed with extensive site remediation and the establishment of new playing fields and lighting.

Project planning

- some of the projects scheduled for the 2014-15 Buildings for our Community Program include:
- new toilets, change room, shower and lifeguard facilities at the lower promenade at Coogee Beach;
- new toilets, change room and shower facilities at Mahon Pool, Maroubra;
- maintenance works to the Beach Inspectors' Watch Tower at Malabar Beach;
- upgraded storage at the Yarra Bay Bicentennial Park amenities at Phillip Bay;
- upgraded storage at Kensington Oval; and
- restoration works to the historic James Robertson Fountain at Coogee, and Bieler Park Gateway at Clovelly.

Buildings for our Community 2013-14 expenditure

Description	Building levy expenditure (\$)
Burnie Park, Clovelly – hall upgrade	11,796
Chifley Sports Reserve – new amenities	9,033
Clovelly Child Care Centre – upgrade	110,054
Clovelly Senior Citizens Centre	12,910
Coogee - bus shelter/kiosk amenities	66,918
Coogee Senior Citizens' Centre – upgrade	76,082
Coral Sea Park, Maroubra – amenities upgrade	44,597
Cromwell Park, Malabar – beach inspectors tower upgrade	1,500
Cromwell Park, Malabar – amenities upgrade	105,926
Des Renford Leisure Centre, Maroubra – extension	780,749
Heffron Park, Maroubra – central eastern clubhouse	600,000
Heffron Park, Maroubra – central western amenities refurbishment	71,519
Heffron Park, Maroubra – south western amenities refurbishment	71,980
Heffron Park, Maroubra – southern amenities	17,560
James Bundock Fountain, Coogee – restoration	8,465
Kensington Community Centre - refurbishment	36,857
Latham Park, Maroubra – amenities upgrade	198,853
Little Bay – amenities upgrade	140,000
Mahon Pool, Maroubra – amenities upgrade	1,500
Malabar Junction – amenities upgrade	11,850
Matraville Youth and Cultural Hall – upgrade	23,700
Nagle Park, Maroubra – amenities upgrade	2,640
Plant Nursery, Kingsford – new storage shed	55,800
Snape Park, Maroubra – dressing shed	40,000
Yarra Bay Bicentennial Park – amenities upgrade	9,810

Environmental levy

Council's Sustaining our City program has been in place for ten years delivering a wide range of initiatives to protect and enhance our environment. The program is funded predominantly from an environmental levy that commenced initially in 2004.

In 2013, Council widely consulted the community to gauge support for continuing the levy for a further five years from July 2014. More than 7,000 took part in a Council's survey with a majority supporting the levy's continuation which was later approved by the Independent Pricing and Regulatory Tribunal.

Some of the programs achievements include:

- major energy and water saving projects for Council sites and incentives for residents
- continuing upgrades of the Coastal Walkway
- initiatives to reduce both our carbon and ecological footprints including support of sustainable transport choices
- biodiversity conservation and restoration programs including green corridor plantings and food garden initiatives
- a wide program of community education activities and events for residents, schools and businesses.

Council provides an annual report to residents on the environmental levy program in the form of one of our quarterly newsletters (also available on the Council's website [www.randwick.nsw.gov.au](http://www.randwick.nsw.gov.au)).



## Statutory information

### 2013-14 Environmental levy expenditure

Area	Description	Actual expenditure* 2013-14 (\$)
Coastal	Coastal walkway	1,009,821
Conserving resources	Water conservation	739,151
	Energy conservation	391,520
Tackling greenhouse	Sustainable transportation	710,947
Biodiversity	Biodiversity strategy 476,620 implementation	<b>476,620</b>
Community education	Community education	814,067
	School programs	146,408
<b>TOTAL</b>		<b>4,288,535</b>

\*Amounts include associated internal project costs

### Stormwater management service charge

**To comply with Local Government (General) Regulations 2005 Regulation 217 clause 1(e), Council is required to report on the application of revenue received from Stormwater levy charges. The following statement is provided:**

Randwick City Council has continued with the Stormwater Management Service Charge in the 2013-14 financial year. The purpose of the charge is to establish a sustainable funding source aimed solely at providing for improved stormwater management across Randwick City.

Stormwater Management can be defined as managing the quantity and quality of stormwater runoff from a catchment with the aim of:

- minimising stormwater impacts on aquatic ecosystems
- minimising flooding impacts, and
- utilising stormwater as a water resource. Stormwater management involves physical infrastructure and treatment techniques and non-structural activities such as studies, research, education programs and monitoring measures.

As a result of the charge, Council was able to undertake additional stormwater related work beyond what could otherwise be undertaken. Key projects undertaken by the Council included the following:

- continuation of the Floodplain Risk Management Studies for the Kensington - Centennial Park, Coogee Bay and Maroubra Bay Catchments;
- construction of a new pipeline in Mears Avenue, Randwick;
- replacement of a dilapidated pipeline in Albert Street, Randwick;
- commencement of drainage improvements at the intersection of Barker and Dine Street, Randwick;
- installation of new pit and pipe in Sturt Street, Kingsford;
- installation of new pit and pipe on Hannan Street near Snape Park, Maroubra;
- drainage repairs in Irvine Street, Kingsford;
- drainage improvement and water main relocation in Cowper Street, Randwick;
- investigation regarding options surrounding the stormwater outlet at Malabar Beach;
- preparatory works relating to the relining of pipes in Leonard Avenue, Kingsford and Duke Street, Kensington;
- continuation of our CCTV stormwater asset data collection program.

### Drainage program

Drainage Capital Works Program	2013/14 Original Budget (\$)	2013/14 Actual Expenditure (\$)	Status
Albert Street, Randwick	90,000	75,159	Project completed
Stage 1 - Replace Pipeline			
Barker and Dine Streets, Randwick	25,000	-	Works being coordinated with private development works. Due for completion September 2014
New Drainage			
Duke Street, Kensington	280,000	-	Works to occur 2014/15 in conjunction with road reconstruction
Stage 2 Drainage			
Leonard Avenue, Kingsford	130,000	-	Relining works to occur in 2014/15
Stormwater Relining			
Malabar Beach, Malabar	235,000	6,454	Options being reviewed for consideration in 2014/15 program
Outlet Removal - Green Pipe Outlet			
Mears Avenue, Randwick	240,000	107,983	Project completed
New Pipeline			
Sturt Street, Kingsford	20,000	11,437	Project completed
New Pit and Pipe			
Drainage Data Collection and CCTV	29,366	47,491	Project completed
Flood Study / Flood Plain Management	145,000	-	Remainder carried over to 2014-15 for Floodplain Risk Management Plan works
<b>TOTAL</b>	<b>1,194,366</b>	<b>248,524</b>	

## Statutory information

### Continuing and additional works

Continuing Works	Current Budget (\$)	2013/14 Actual Expenditure (\$)	Status
Duke Street, Kensington Stage 1 Drainage	235,739	-	Works to occur in 2014/15 in conjunction with road reconstruction
Hannan Street, Maroubra Drainage	80,000	-	Solution not found due to site constraints
Irvine Street, Kingsford Repairs to Drainage System	111,856	25,768	Project completed
Snape Park, Maroubra Stage 1 and 2 Drainage	126,004	111,545	Project completed
West Kensington Blockage Protection	50,000	-	Works to commence 2014/15
<b>Additional Works</b>			
Anzac Parade and Rainbow Street, Kingsford Repair of collapsed stormwater culvert	-	56,130	Emergency works
Cowper Street, Randwick Water Main Adjustment work	-	121,389	Emergency works
McNair Avenue and Byrd Ave, Kingsford Repair of collapsed stormwater culvert	-	84,168	Emergency works
<b>Total</b>	<b>603,139</b>	<b>399,000</b>	
<b>Total Drainage Capital Works Expenditure 2013-14</b>		<b>647,524</b>	

### Legal proceedings

To comply with Local Government (General) Regulations 2005 Regulation 217 clause 1(a3), Council provides the following report on legal proceedings paid during 2013-14.

Development application matters	Court	Costs paid in 2013-14 (\$)	Costs recovered in 2013-14 (\$)	Status / outcome
301 Alison Road, Coogee	Land and Environment Court	10,853	5,000	Finalised – Appeal Upheld
55 Dudley Street, Coogee	Land and Environment Court	14,100	-	Finalised – Appeal Upheld
71R Mount Street, Coogee	Land and Environment Court	2,800	52,417	Finalised – Appeal Dismissed
143-145 Mount Street, Coogee	Land and Environment Court	20,208	-	Finalised – Appeal Upheld
53 Rainbow Street, Kingsford	Land and Environment Court	4,349	-	Finalised – Appeal Upheld
4R Argyle Crescent, Randwick	Land and Environment Court	19,494	-	Finalised – Appeal Upheld
40 Marcel Avenue, Randwick	Land and Environment Court	37,705	-	Finalised – Appeal Dismissed
32-34 Carr Street, South Coogee	Land and Environment Court	22,723	-	Finalised - Appeal Upheld
81 Denning Street, South Coogee	Land and Environment Court	9,187	-	Finalised - Appeal Upheld
23-158 Moverly Road, South Coogee	Land and Environment Court	4,524	-	Finalised – Appeal Upheld
6 Palmer Street, South Coogee	Land and Environment Court	33,147	-	Finalised – Appeal Upheld
15 Seaside Parade, South Coogee	Land and Environment Court	51,373	-	Finalised – Appeal Upheld
<b>TOTAL</b>		<b>230,463</b>	<b>57,417</b>	



## Statutory information

Other Matters	Court	Costs paid in 2013-14 (\$)	Costs recovered in 2013-14 (\$)	Status / outcome
491 Bunnerong Road, Matraville	Land and Environment Court	112,066	-	Decision Pending
24-28 Raymond Avenue, Matraville	Local Court	2,197	-	Appeal withdrawn. Settled out of court in Council's favour
85 Boundary Street, Clovelly	Local Court	443	-	Finalised - Fine issued
34 Willis Street, Kingsford	Legal Advice	23,298	-	Finalised
775A Anzac Parade, Maroubra	Local Court	4,190	6,000	Finalised – Fine issued
Legal Advice		108,059	15,000	
<b>TOTAL</b>		<b>142,193</b>	<b>21,000</b>	

### Contracts awarded exceeding \$150,000

To comply with Local Government (General) Regulations 2005 Regulation 217 clause 1(a2), Council provides the following report on major contracts entered into. Details of contracts awarded by Council during the year ending 30 June 2014 in excess of \$150,000 and excluding employment contracts are tabled below.

Supplier Name	Amount (\$)	Contract Type	Description
SITA Australia Pty Ltd	10,955,947	Tender	Waste services
Statewide Civil Pty Ltd	8,947,583	Tender	Minor works (Chifley Sports Reserve and road surfacing)
KK Civil Engineering	6,228,036	Tender	Minor works
WSN Environmental Solutions	5,404,308	Tender	Waste services
Cockram Construction NSW Pty Ltd	4,193,955	Tender	Des Renford Leisure Centre up-grade
Downer EDI Works Pty Ltd	3,008,922	Tender	Road resurfacing services Road construction materials and service
Macdonald Johnston Engineering Co P/L	2,347,037	Contract	Garbage trucks
J and C G Constructions Pty Ltd	2,166,986	Tender	Building trades services for Heffron Park amenities
Statewide Mutual	1,976,464	Council Resolution	Insurance Fleet vehicles
Suttons Motors Arncliffe P/L	1,959,785	Contract	LGP trucks Mechanical repairs
Ausgrid Energy	1,796,819	Contract	Electricity asset relocation
Sydney Water Corporation	1,528,654	Contract	Water supply

Continued from page 64.

AGL	1,520,346	Contract	Electricity supply
Allianz Aust Workers Compensation	1,143,765	Tender	Workers compensation insurance
Veolia Environmental Services (Aust)	1,112,926	Tender	Waste services
Caltex Aust Petroleum Pty Ltd	731,161	Contract	Fuel supply
Technogym Australia Pty Ltd	676,079	Tender	Gymnasium equipment
Hargraves Landscapes Pty Ltd	666,108	Tender	Memorial for Fallen Lifesavers installation
Songlen Pty Ltd	559,872	Tender	Building trades services Minor works Emergency tree works
Plateau Tree Service	556,160	Tender	Minor works
Sydney Civil Pty Ltd	546,064	Tender	Minor works
Brooks Irrigation Pty Ltd	536,829	Tender	Infrastructure services
Adtrans Hino Pty Ltd	536,592	Contract	Truck supply
Construction Maintenance Solutions	528,614	Tender	MAINTENANCE services for Des Renford Leisure Centre
Stewart Automotive Group	516,051	Contract	Fleet vehicle supply
Kasharno Pty Ltd	508,051	Tender	Minor works
Green Options	486,815	Tender	Minor works Computer hardware
Computer Systems Australia Pty Ltd	446,758	Contract	Software, IT related products and/or services
Freedom Fuels	429,116	Contract	Fuel supply
News Local - advertising	393,538	Council Resolution	Local advertising
John Coulston Electrics Pty Ltd	358,461	Tender	Infrastructure services Building trades
Technology One Ltd	342,240	Tender	Corporate application software Computer hardware
Squiz Australia Pty Ltd	340,886	Contract	Software, IT related products and/or services
Telstra Corporation	339,319	Contract	Telecommunications - fixed line and mobile
Origin Energy Holdings Limited	338,778	Contract	Electricity supply
Farm and Turf Equipment Pty Ltd	338,415	Contract	All-terrain vehicles and tractor supply
ECS International Security	327,491	Tender	Security services
Vertel	311,411	Contract	Mobility and Radio-frequency identification Infrastructure services
S Black Plumbing	304,827	Tender	Building trades

## Statutory information

Continued from page 65.

AMP Capital Investors R/E Limited	301,758	Lease	Randwick Library premise
Hako Australia	300,099	Tender	Footpath sweepers
Alco Pump Maintenance Pty Ltd	286,665	Tender	Infrastructure services
RichSoul Concreting Specialists	274,221	Tender	Minor works
Phillips Marler	268,788	Tender	Professional services
Data#3 Limited	262,157	Contract	Computer hardware
			Software, IT related products and/or services
Adecco Australia Pty Ltd	255,026	Contract	Temporary staff hire
Statewide Quality Services Pty Ltd	248,722	Tender	Building cleaning services
RCR Haden Pty Ltd	245,525	Tender	Air conditioning maintenance services
Total Drain Cleaning Services Pty Ltd	245,200	Tender	Building trades services
Jiyano Pty Ltd	243,191	Tender	Clothing
Cunneen and Co Pty Ltd	243,036	Tender	Signage
GYC Pty Ltd	242,425	Contract	Small plant
Jay Transport Pty Ltd	226,836	Tender	Minor works
Toolijooa Pty Ltd	224,288	Tender	Bush regeneration services
QBE Insurance (Australia) Limited	218,444	Contract	Compulsory third party insurance
KT Concrete	215,669	Tender	Minor works
Melocco and Moore Architects	214,522	Tender	Professional services
Wilshire Webb Staunton Beattie	209,855	Tender	Legal services
Tynan Motors Pty Ltd	208,928	Contract	Fleet vehicle supply
Hewlett Packard Australia Pty Ltd	184,659	Contract	Computer hardware
			Software, IT related products and/or services
Staples Australia Pty Ltd	184,610	Tender	Stationery, Canteen, Janitorial and Childcare Products
Utility Asset Management	172,665	Council Resolution	Tree works (Ausgrid power lines)
AAPT Ltd	166,608	Contract	Telecommunications (internet services)
Scully Outdoor Designs Australia Pty Ltd	162,594	Contract	Playground and Open space infrastructure
Costa Engineering Services Pty Ltd	161,868	Tender	Infrastructure services
Bakers Construction and Industrial	160,593	Tender	Hardware supplies
Marsdens Law Group	158,865	Tender	Legal services
Marsupial Landscape Management Pty Ltd	156,507	Tender	Minor works
Momentum Energy Pty Ltd	155,766	Contract	Electricity
Lloyd Simpson Enterprises P/L	153,689	Tender	Minor works
JC Decaux Australia	151,801	Tender	Street furniture and bus shelter installations

### Environmental Planning and Assessment Act

**To comply with Environmental Planning and Assessment Act 1979 Section 93G (clause 5), Council is required to report on compliance. The following statement is provided.**

Council maintains a register of all Planning Agreements, detailing the six Voluntary Planning Agreements (VPAs) negotiated under the Council's Planning Agreements Policy, which was prepared and introduced in 2007 consistent with the requirements of the Environmental Planning and Assessment Act 1979.

As at end June 2014, Council had 14 affordable housing units.

## The Council provided 14 off-leash dog exercise areas.

### Land and animal management

**To comply with Local Government (General) Regulations 2005 Regulation 217 clause 1(a4), Council provides the following report on work undertaken by Council at private expense on private property.**

#### Private land

No work was carried out by the Council on private land, as referred to in s.67(3) of the Local Government Act 1993.

#### Bush fire hazard reduction

The City of Randwick is in the Sydney metropolitan area and has no separate Bush Fire Service Unit. The combat agent for bush fires in Randwick is the NSW Fire Brigade, which has three stations located at Randwick, Maroubra and Matraville. Other nearby stations are Mascot and Alexandria. The National Parks and Wildlife Service has trained combat teams for fire outbreaks in National Parks such as Botany Bay Park. The City of Randwick is considered a low risk area for bush fire hazards.

The Council's Open Space Services staff keep the grassed areas under control, reducing the risk of bush fires. The Department of Lands maintains fire hazard control over coastal areas.

### Companion animal management

**To comply with Local Government (General) Regulations 2005 Regulation 217 clause 1(f), Council provides the following statement on Companion Animal Management.**

As required, the Council lodged pound seizure data collection returns and data relating to dog attacks with the Office of Local Government (OLG).

- Throughout the year the Council continued to undertake a number of companion animal community education programs and worked closely with other agencies such as vets, local schools, Housing NSW and Police to ensure compliance with current regulations with respect to responsible dog and cat ownership.
- The Council promoted companion animal matters and responsible dog ownership through local media and community events, including the 'Good Dog Reward' program, Westpac Rescue Base Open Day and provided printed information (brochures) with outgoing correspondence regarding companion animal matters. Information posters were displayed in Council's library, customer service areas and at public bus shelters.
- The Council promoted the desexing programs of animal welfare agencies such as the Cat Protection Society, Animal Welfare League and the RSPCA through local media and community promotions.
- The Council's pound has a 'no kill' policy where possible. Dogs and cats were re-homed/fostered where appropriate.
- The Council provided 14 off-leash dog exercise areas.
- Council's Rangers routinely undertake patrols within the City to ensure compliance with the regulations of the Companion Animals Act 1998 and where appropriate, undertake regulatory action. Unregistered animals are identified and proactive action is routinely taken to ensure microchipped animals are registered as required from six months of age.

Council funds the position of Companion Animal Administration Officer and a variety of educational resources at a cost of approximately \$65,000 per annum.

Funding for companion animal activities came from a number of sources including:

- OLG returns on dog/cat registrations
- grants
- compliance fees (derived from on-the-spot fines for breaches of the Local Government Act).





Fallen Lifesaver Memorial, Coogee Beach.

Coastal protection services

To comply with Local Government (General) Regulations 2005 Regulation 217 Clause 1(e1), Council is required to report on any charge levied for Coastal Protection Services. The following statement is provided.

The requirement to report on Coastal protection services does not apply as Randwick City Council does not levy an annual charge for coastal protection services. However Council undertakes a number of initiatives to protect our 29 kilometres of coastline such as conducting educational activities that focus on the protection and preservation of the coastal environment, the construction and maintenance of linking eight beaches and the protection of sand dune habitats.

Council assets

To comply with Local Government Act Section 406 and Special Schedule 7, Council provides the following report on the condition of its assets as at June 2014.

The Council has developed Asset Management Plans that form part of the Resourcing Strategy within the Integrated Planning process. The plans allow enhanced modelling of asset lifecycle costs based on service levels and desired asset condition.

Information on condition, estimated cost to bring each asset class up to a satisfactory standard, and annual maintenance requirements as at 30 June 2014 are provided in the following table.

With the implementation of the Building Levy, Council has invested more funds on buildings to close the renewal gap. The estimated current gross replacement cost of the Council's public infrastructure assets and buildings was approximately \$1.54 billion.

Special Schedule 7 – Report on Infrastructure Assets as at 30 June 2014										
Asset Class	Asset Category	Estimated cost to bring to a satisfactory standard (1) \$'000	Required annual maintenance (2) \$'000	Actual maintenance (2013-14) (3) \$'000	Written Down value (WDV) (4) \$'000	Asset Condition as a % of WDV (4) (5)				
						1	2	3	4	5
Buildings	Council Offices / Administration Centres		610	693	13,354	0	0	100	0	0
	Council Works Depot	54	209	238	4,473	0	22	78	0	0
	Council Public Halls		271	308	12,359	50	15	35	0	0
	Libraries		37	42	24,789	0	99	1	0	0
	Other Buildings		354	403	11,910	42	0	58	0	0
	Specialised Buildings	472	1,350	1,534	61,900	43	11	45	1	0
	SUB TOTAL	600	2,831	3,218	128,785	29.4	26.5	43.6	0.5	0.0
Public Roads	Sealed Roads Surface				51,871	30	61	8	1	0
	Sealed Roads Structure				360,315	18	80	1	1	0
	Footpaths	578	614	1,316	70,868	36	44	18	2	0
	Kerb and Gutter	436	562	578	66,840	13	68	18	1	0
	Other Road Assets	569	225	312	37,325	27	57	15	1	0
	SUB TOTAL	4,518	3,056	4,322	587,219	21.2	71.1	6.5	1.1	0.0
Stormwater Drainage	Stormwater Conduits	854	864	1,036	157,130	18	75	6	1	0
	Inlet and Junction Pits	24	169	202	38,173	25	69	6	0	0
	SUB TOTAL	878	1,033	1,238	195,303	19.4	73.8	6.0	0.8	0.0
Open Space and Recreational Assets	Swimming Pools		77	53	1,925	0	0	100	0	0
	Other Open Space / Recreational Assets	768	566	949	58,081	11	72	16	1	0
	SUB TOTAL	768	643	1,002	60,006	10.6	69.7	18.7	1.0	0.0
TOTAL – ALL ASSETS		6,764	7,563	9,780	971,313	21.3	65.7	12.1	1.0	0.0

Notes:

1. Satisfactory is defined as 'satisfactory expectations or needs, leaving no room for complaint, causing satisfaction, adequate'
2. The estimated cost to bring assets to a satisfactory standard is the amount of money that is required to be spent on an asset to ensure that it is in a satisfactory standard. This estimated cost should not include any planned enhancements
3. Required Annual Maintenance is what should be spent to maintain assets in a satisfactory standard.


4. Actual Maintenance is what has been spent in the current year to maintain assets. Actual maintenance may be higher or lower than the required annual maintenance due to the timing of when the maintenance actually occurs.
5. Written Down Value is in accordance with Note 9 of Council's General Purpose Financial Statements.

Infrastructure Asset Condition Key

- 1 ExcellentNo work required (normal maintenance)
- 2 GoodOnly minor maintenance work required
- 3 AverageMaintenance work required
- 4 PoorRenewal required
- 5 Very poorUrgent renewal / upgrading required



# The State of our Environment Supplementary Report 2013-14



## The State of our Environment Supplementary Report 2013-14



### About the state of the environment supplementary report

Every four years, in accordance with Section 428A of the Local Government Act 1993, Randwick City Council prepares a comprehensive State of the Environment (SoE) report. The key focus of this SoE report is an assessment by Council against the environmental direction and issues adopted in Randwick’s 20-year City Plan. The issues covered in our SoE report align directly with those directives set out in Outcome 10, A Healthy Environment, in the Randwick City Plan.

In the intervening period, Council prepares a supplementary SoE report annually to provide information on the changes across environmental indicators and issues each year. As such, this update and changes should be considered in the context of information provided in our comprehensive 2012 SoE and last supplementary report.

To view the 2011-12 comprehensive report, visit [www.randwick.nsw.gov.au/about-council/policies-plans-and-forms/plans-and-reports](http://www.randwick.nsw.gov.au/about-council/policies-plans-and-forms/plans-and-reports).

### How do we track our healthy environment results?

We track progress against our healthy environment issues using coloured traffic lights to represent three separate considerations for each of the issues reported as shown in the following table. In this table,

- the first column reflects the overall trend for the issue across Randwick City;
- the second column establishes the reliability of the data utilised in our SoE report for each of the issues covered; and
- the third column considers the effectiveness or adequacy of Randwick City’s efforts or responses to address the issues.

This summary indicates that overall there are no significant changes for environmental issues when comparing this current report to last year’s supplementary SoE report. These results reflect positively across the issues and also in terms of Council’s short and long term approaches to responding to the important environmental issues covered.

Issue*	Overall trend	Reliability of data	Adequacy of response
10(a) Council's programs and partnership foster sustainable behavioural changes and outcomes	😊	😊	😊
10(b) Policies and programs are developed and implemented in response to environmental risks and their potential impacts	😊	😊	😊
10(c) Bushland, open spaces, and biodiversity are protected and enhanced for future generations	😊	😊	😊
10(d) Waste is managed sustainably to ensure the highest level of resource recovery	😊	😊	😊
10(e) A total water cycle management approach including water conservation, re-use and water quality improvements is adopted	😊	😊	😊
10(f) Energy conservation and energy efficiency programs are implemented	😊	😊	😊

- 😊 Trend is in positive direction / overall results are positive
- 😊 Trend is less reliable to determine / some further work or improvement in monitoring data or information is required
- 😊 Trend is in negative direction / stronger improvement required

\* Note: a number of Outcome 10 issues and descriptions have been adjusted following the 2012 review of City Plan approved and adopted by Council



# The State of our Environment Supplementary Report 2013-14

## 10(a) Council's programs and partnerships foster sustainable behavioural changes and outcomes

### Sustainable behavioural changes

Council has been utilising the data collected on residential attitudes and actions in our three-yearly survey, Who Cares about the Environment. The latest survey completed in 2014 confirms the environment is still an important issue with a slight increase in percentage of residents who are concerned about environmental problems. The most important environmental issues are illegal dumping and littering, followed by pollution of beaches and oceans; urban development and loss of natural habitat; and recycling and garbage.

Based on the survey, the predominant environmental actions taken by residents include:

- reusing something for environmental reasons;
- reducing in the amount of food thrown out;
- reducing of water consumption;
- reducing energy consumption;
- reducing fuel consumption and related vehicle air pollution;
- avoiding plastic bags; and
- avoiding products with lots of packaging.

Council has been proactive in addressing the priority areas of illegal dumping and littering as well as pollution of beaches and oceans identified in the survey. This has been reflected by the positive outcomes arising from the efforts that have been made in the areas of waste diversion and beach water quality.

More than 10,000 residents and students are engaging in Council's wide range of sustainability education and engagement activities each year, including marine and coastal discovery programs held 3 times a year, free sustainable living courses and workshops, and special one-off events for Earth Hour, World Environment Day, International Permaculture Day, National Recycling Week, Sustainable House Day and the National Garage Sale Trail.

## 10 (b) Policies and programs are developed and implemented in response to environmental risks and their potential impacts

### Floodplain management

As per the NSW Government Floodplain Development Manual 2005, progress of Floodplain Management studies since last year's supplementary SoE report, is shown below:

Catchment	Status	Actions
Kensington-Centennial Park	Kensington - Centennial Park Flood Study was completed and adopted by Council in 2013.	Works are continuing on the Kensington-Centennial Park Floodplain Risk Management Study and Action Plan
Coogee Bay	Coogee Bay Flood Study was completed and adopted by Council in 2013	Works are continuing on the Coogee Bay Floodplain Risk Management Study and Action Plan
Maroubra Bay	Maroubra Bay Flood Study was completed and adopted by Council in 2013	Works have now commenced on the Maroubra Bay Floodplain Risk Management Study and Action Plan

### Contaminated sites management

As per NSW Contaminated Land Management Act 1997, Council is required to investigate and remediate the 14 former landfill sites in Randwick. The progress of remediation activities since last year's report is shown below:

Site	Status	Actions
Yarra Bay and Yarra Oval, Pioneers Park and Frenchman's Bay	Rehabilitated sites	Ongoing monitoring is conducted regularly on all rehabilitated sites including Yarra Bay and Yarra Oval, Pioneers Park and Frenchman's Bay
Chifley Reserve	Remediation	Remediation is ongoing
Purcell Park	Remediation	Remediation Action Plan for Purcell Park finalised with implementation due for commencement in July 2014

## 10 (c) Bushland, open space and biodiversity are protected and enhanced for future generations

### Bushcare program

Much of our effort to restore and protect our remnant bushland areas and improve the habitat for native animals is managed via Council's bushcare program. Extensive weed control and revegetation is carried out by contractors and volunteers. In the past year, a total of 17,507 contractor and volunteer hours have been carried out, primarily over 25 bushland and five pocket park sites with an estimated 1,370 voluntary hours committed in restoring non-Council land. There are currently 95 regular volunteers from the community involved in our bush regeneration efforts.

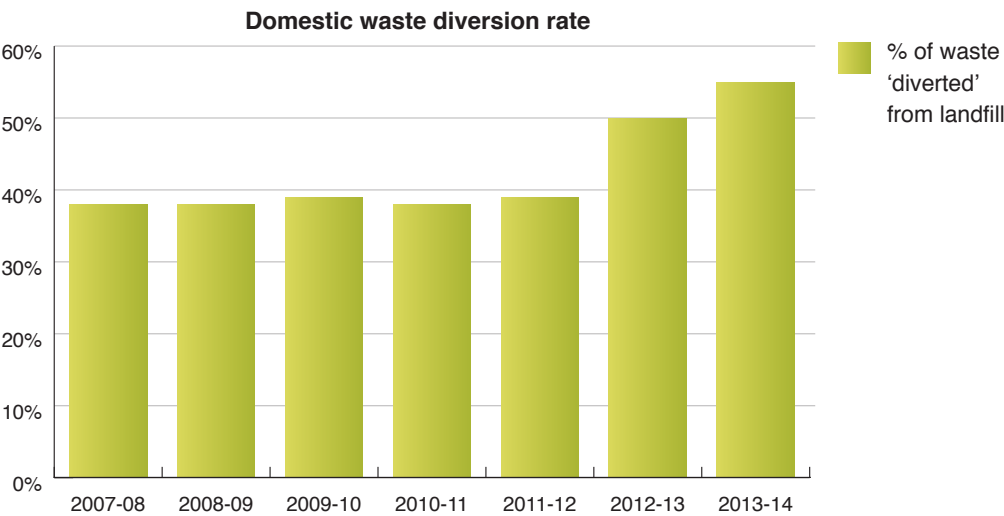
Number of bush regeneration hours committed						
Financial Year	2008-09	2009-10	2010-11	2011-12	2012-13	2013-14
Council land	15,550	15,263	14,603	13,452	17,216	16,137
Non-Council land	1,730	1,058	933	4,794	1,371	1,370
TOTAL	17,280	16,321	15,536	18,246	18,587	17,507

Council's bushland team are responsible for maintaining reserves containing the endangered ecological community, Eastern Suburbs Banksia Scrub and the endangered Acacia terminalis subspecies terminalis and other locally rare species. Strategic works such as recovery work for the endangered Acacia terminalis subsp. terminalis (Sunshine Wattle) at Bunnerong Road, Chifley and flora mapping in Randwick Environment Park are assisting to enhance remaining areas of indigenous flora in Randwick City.

# The State of our Environment Supplementary Report 2013-14

## 10 (d) Waste is managed sustainably and to ensure the highest level of resource recovery

### Domestic waste diversion

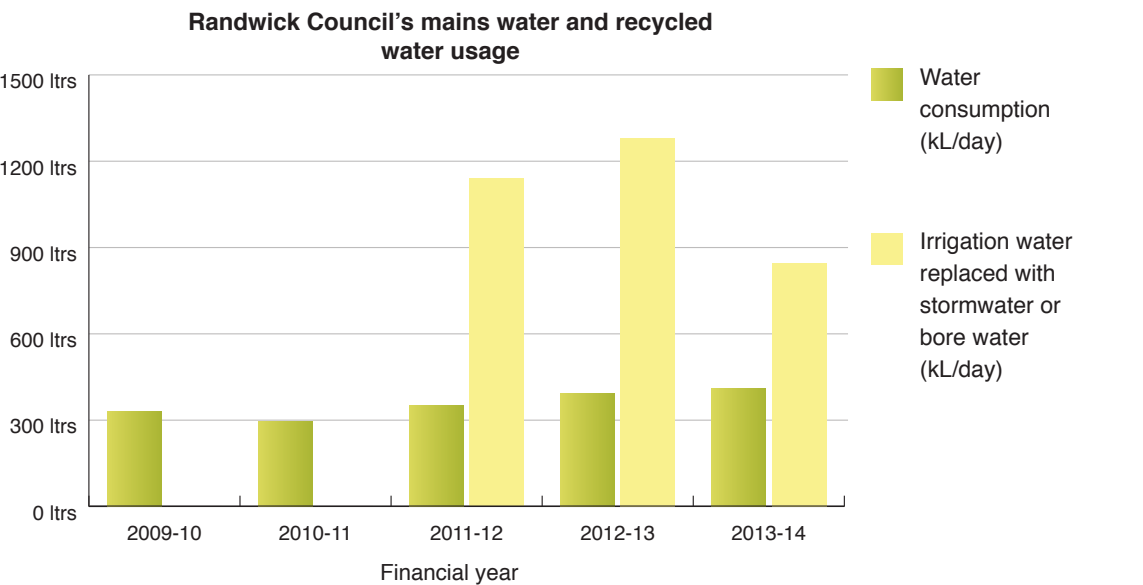


Based on Council's annual waste and resource recovery survey, submitted to the NSW Environment Protection Authority, the diversion rate of waste from landfill is 55 per cent. This has risen by about 5 per cent compared to 2012/13 figures (this reflects the amount of waste material recycled, re-used and recovered which in the past may have ended up in landfills). This survey confirms that Randwick City's resource recovery has increased by about 5 per cent compared to 2012/13 figures.

The improved diversion rate can be attributed primarily to improved resource recovery efforts, supported by the introduction of new recovery programs such as Council's food waste trial for multi-unit dwellings and collection of thin soft plastics and bags at Council's Perry Street Recycling Centre. The new plastic bag collection service complements the existing polystyrene and electronics (e)-waste collection scheme also operating from Perry Street.

## 10(e) A total water cycle management approach including water conservation, re-use and water quality improvements is adopted

### Council's water consumption



*\*Source: Sydney Water accounts*

Council's overall mains water consumption (including parks and open spaces) for 2013-14 was an estimated 411 kilolitres (kL) per day. This represents a slight increase of approximately 5 per cent from 2012-13. In addition 847 kilolitres was drawn from stormwater or bores. The amount of stormwater and bore water utilised for various purposes by Council in the management particularly of our open spaces, parks and playing fields is strongly influencing the relatively low increase of town water used across Council operations.

The decrease in our level of recycled water consumption from 2012-13 can be attributed to improved efficiencies in water usage of the irrigation systems and seasonal variation (increased rainfall meant that our parks and reserves required less irrigation). Council has installed meters in all its water recycling systems to accurately account for the amount of water used.

By using bore and stormwater, Council saved around 309 million litres of water which would otherwise have been sourced from the mains, in 2013-14.

### Community Water Use

Financial Year	2009-10	2010-11	2011-12	2012-13	2013-14
Household water consumption (kL/year)	230	223	217	220	217

Based on information from Sydney Water, the average estimated household water consumption in the Randwick LGA is approximately 217kL of water per year in 2014. The figure is consistent with household water consumption in the previous years.



# The State of our Environment Supplementary Report 2013-14

## Beach water quality

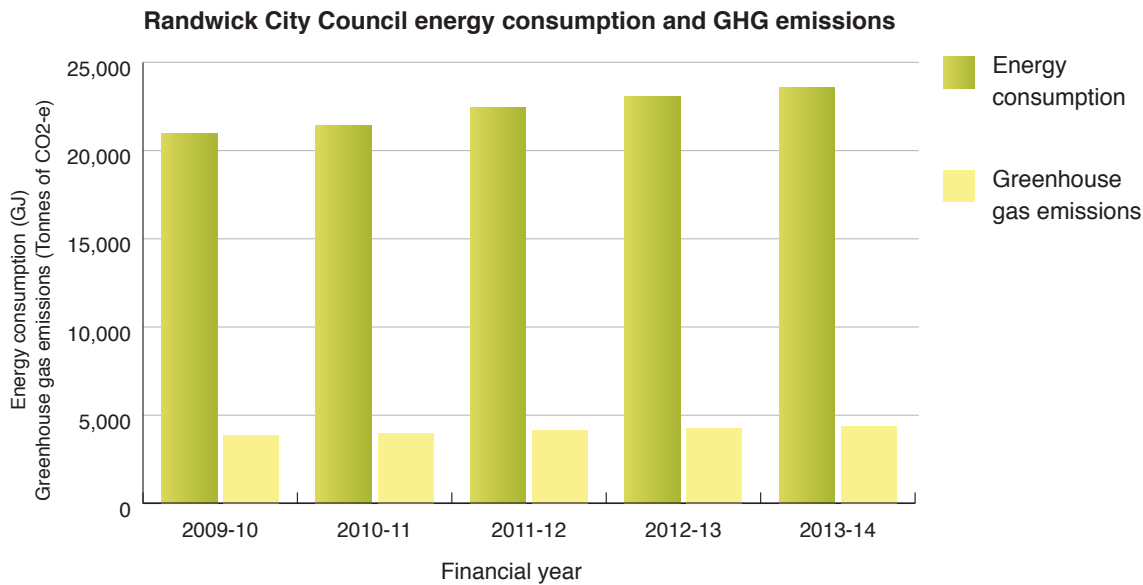
Swimming Site	Site Type	Sanitary Inspection Category	Microbial Assessment Category	Beach Suitability Grade
Clovelly Beach	Ocean beach	Low	Category A	Very Good
Gordons Bay	Ocean beach	Moderate	Category B	Good
Coogee Beach	Ocean beach	Moderate	Category B	Good
Maroubra Beach	Ocean beach	Low	Category B	Good
South Maroubra Beach	Ocean beach	Moderate	Category B	Good
Malabar Beach	Ocean beach	Moderate	Category B	Good
Little Bay	Ocean beach	Moderate	Category B	Good
Congwong Bay	Estuarine	Low	Category A	Very Good
Frenchmans Bay	Estuarine	Moderate	Category B	Good
Yarra Bay	Estuarine	Moderate	Category B	Good

The latest information from the NSW Office of Environment and Heritage shows that the water quality of beaches in Randwick City has an average rating of Good which reflects the efforts that have been made in keeping our beaches clean. This good water quality trend is now demonstrating the combined efforts of Council and Sydney Water to address previous issues raised at Malabar beach have been successful.

The NSW Government continues to caution swimmers using metropolitan beaches after heavy rainfall and storm events, however the local efforts to capture and treat stormwater for irrigation purposes as well as previous construction and installation of gross pollutant traps in the drainage network is producing positive trends for all of our popular swimming beaches.

## 10(f) Energy conservation and energy efficiency programs are implemented

### Energy conservation efficiency



Council’s overall energy consumption in 2013-14 for all sites (excluding street lighting and transport) was 23,554 GJ. This represents a slight increase of 2 per cent compared to the energy consumption in 2012-13. The overall greenhouse gas emissions for Council from these related activities for 2013-14 was 4,368 tonnes of CO2-e, representing a slight increase of two per cent compared to 2012-13.

Council continues to improve its understanding of where its main energy consumption occurs, and as with water consumption, there are seasonal fluctuations caused over winter and summer periods from heating and cooling across Council buildings. Again as with water, the energy conservation initiatives implemented by Council take some time to show up in our energy consumption accounts, however it is highly likely that without some of our efforts our energy consumption would be higher than it is.

It is pleasing that some sites with larger scale solar panel installations are beginning to show a slower increase in energy usage and this is reflecting in our overall energy consumption for Council sites.

With the continuation of the environmental levy program for a further five years, Council is aiming to make further investments and improvements in projects to increase our energy efficiency which will in turn reduce energy consumption and related greenhouse gas emissions.

A comprehensive analysis of energy consumption, costs and related greenhouse gas emissions will be prepared for the next major SoE report in 2016.



# The State of our Environment Supplementary Report 2013-14

## Renewable energy

Council has installed monitoring systems to account for the amount of renewable energy generated across Council sites with all but one of them being solar photovoltaic systems.

The total amount of electricity generated by the various systems so far is 455,060 kWh. This is equivalent to providing electricity for 60 average Randwick households in a year. Over the 2013 calendar year, our renewable energy capacity almost doubled from 73 kilowatts to almost 150 kilowatts across Council and community buildings. The completion of a Renewable Energy Master Plan, currently underway, is aimed at contributing to the next level of renewable energy generation across Randwick City.

## Household energy consumption

	2008/09	2009/10	2010/11	2011/12	2012/13	2013-14	Change 12/11 to 13/14
Electricity Use (MWh)	338,363	324,492	322,126	306,242	302,051	286,093	-5.3%
Solar Generation exported to grid (MWh)	26	100	1,174	2,410	2,844	3196	11.1%

The estimated overall residential consumption data for Randwick residents from Ausgrid is 286,093 MWh and the estimated exported power (mostly from photovoltaic (PV) solar panels) to the grid is 3,196 MWh. This represents a decrease of 5 per cent in community energy consumption and an 11 per cent increase in electricity generation exported to the grid compared to the last financial year.

## Conclusion

Randwick City Council continues to implement projects and programs delivering tangible short and long term changes of benefit to the community and to the local environment. The approval of our Sustaining our City environmental levy for a further five years to 2019 provides the certainty and opportunity to extend our initiatives to save on water and energy, and reduce waste; and achieve corresponding environmental, economic and social benefits for our community.

We are improving how we measure and monitor the range of programs underway, including both cost and environmental savings across Council operations. This will enhance the opportunity to communicate more broadly on the results of initiatives; demonstrate the value of these efforts to our community; and continue the sustainability leadership which Randwick has been recognised for amongst NSW and Australian local Councils.



School gardening.





**Randwick City Council**

30 Frances Street, Randwick NSW 2031

Monday to Friday 8:30am - 5:00pm

Tel: 1300 722 542

[www.randwick.nsw.gov.au](http://www.randwick.nsw.gov.au)